


# TOWN OF FRANKFORT



## 2022 ANNUAL TOWN REPORT



**ANNUAL REPORT**

**OF THE**

**MUNICIPAL OFFICERS**

**TOGETHER WITH WARRANTS FOR**

**TOWN MEETING**

**MARCH 31, 2023**



*Evelyn P. Adams*

The Town Report for 2022 is dedicated to Evelyn Adams for the dedicated service she has provided to the Town of Frankfort. Evelyn is in her 12<sup>th</sup> term as selectmen (33 years) and has also served on the Planning Board and the Budget Committee.

Evelyn has sacrificed a lot of time and energy being of service to this community and deserves this special recognition.

*“Thank you for all you do Evelyn!”*

# FRANKFORT TOWN OFFICE HOURS

|           |            |
|-----------|------------|
| Monday    | 8-12 & 6-9 |
| Tuesday   | 8-5        |
| Wednesday | 8-5        |
| Thursday  | 8-5        |
| Friday    | 9-3        |

## HOLIDAY CLOSURES

\*IF HOLIDAY IS ON A MONDAY, THE  
SELECTMEN WILL MEET TUESDAY AT 4:30\*

|                        |                        |
|------------------------|------------------------|
| New Year's Day         | January 2, 2023        |
| Martin Luther King Day | January 16, 2023       |
| President's Day        | February 20, 2023      |
| Patriot's Day          | April 17, 2023         |
| Memorial Day           | May 29, 2023           |
| Juneteenth Day         | June 19, 2023          |
| Independence Day       | July 3 & 4, 2023       |
| Labor Day              | September 4, 2023      |
| Columbus Day           | October 9, 2023        |
| Veteran's Day          | November 10, 2023      |
| Thanksgiving           | November 23 & 24, 2023 |
| Christmas              | December 25, 2023      |

## Selectmen, Assessors, & Overseers of the Poor

|                     |                         |
|---------------------|-------------------------|
| Evelyn Adams        | Term Expires March 2025 |
| Vaughan Littlefield | Term Expires March 2024 |
| Samantha McKay      | Term Expires March 2023 |

## Municipal Officers and Employees

|                          |                    |
|--------------------------|--------------------|
| Town Clerk               | Heather McLaughlin |
| Tax Collector            | Heather McLaughlin |
| Treasurer                | Heather McLaughlin |
| Registrar                | Heather McLaughlin |
| Road Commissioner        | Jeff Anderson      |
| Fire Warden              | Jeff Anderson      |
| EMA Director             | Joseph Watson      |
| Animal Control Officer   | Daniel Joy         |
| Code Enforcement Officer | Randy Hall         |
| Plumbing Inspector       | Randy Hall         |

## Email

|            |  |
|------------|--|
| Town Clerk | <a href="mailto:clerk@frankfortme.com">clerk@frankfortme.com</a>         |
| Selectmen  | <a href="mailto:selectmen@frankfortme.com">selectmen@frankfortme.com</a> |

## Telephone Numbers

|                                     |          |
|-------------------------------------|----------|
| Town Office                         | 223-5546 |
| Town Office Fax                     | 223-3988 |
| Waldo Peirce Reading Room           | 223-4438 |
| Daniel Joy, Animal Control          | 974-8618 |
| Frankfort Post Office               | 223-4072 |
| Waldo County Sheriff                | 338-2040 |
| State Police, Orono                 | 866-2121 |
| Pinkerton & Son's Rubbish Removal   | 338-8330 |
| Bangor Humane Society               | 942-8902 |
| Plumbing Inspector/Code Enforcement | 991-0117 |

## **RSU # 22 School Director**

Allan Gordon, Jr.

Term expires June 2025

### **Planning Board Members**

|                     |             |                         |
|---------------------|-------------|-------------------------|
| Thor Gower          | 5 year term | Term expires March 2025 |
| Shawn Stone         | 5 year term | Term expires March 2024 |
| Pamela Peck         | 3 year term | Term expires March 2023 |
| Albert Sonny Colson | 3 year term | Term expires March 2024 |
| Earl Anderson       | 5 year term | Term expires March 2026 |

### **Frankfort Dam Committee**

|                |               |               |
|----------------|---------------|---------------|
| Milton Florest | Robert Hussey | Jeff Anderson |
| Carl Clegg     | Robert Drew   |               |

### **Town Forest Committee**

|                |                |               |              |
|----------------|----------------|---------------|--------------|
| Earl Baker     | Joshua Dickson | Jeff Anderson | Derek Yorks  |
| Chester Martin | Judy Oleksyk   | Steve Oleksyk | Holly Hughes |

### **Budget Advisory Committee**

|              |                      |                |
|--------------|----------------------|----------------|
| Sandra Stone | Cindy Sousa          | Glenna Quigley |
| Mike Shaw    | Lawrence Brassbridge | Carl Clegg     |

### **Recreation Committee**

Scott Clark

### **Scholarship Committee**

|                        |               |              |
|------------------------|---------------|--------------|
| Roger Brassbridge, Sr. | Alice Redmond | Alan Hammond |
| Ellen Hoyt             |               |              |

### **Internet Committee (with Winterport & Stockton Springs)**

|               |               |
|---------------|---------------|
| Joseph Watson | William Pukis |
|---------------|---------------|

### **Granite Committee**

|             |               |               |
|-------------|---------------|---------------|
| Robert Drew | Jeff Anderson | Joseph Watson |
| Al Lemont   | Sandra Stone  | Ronald Baker  |

### **Appeals Board**

|                 |               |            |
|-----------------|---------------|------------|
| Ethelanne Lavin | Miranda Tripp | Amber Gray |
| Allan Hammond   | Jeff Anderson |            |

## Meetings

**Selectmen:** Monday evenings at 6:00 pm. \*Except for holidays and the Monday between Christmas and New Years Day.

**Planning Board:** Second Tuesday of the month at 7:00 pm at the Town Office.

**Other Committees:** Meet at various times through out the year. A notice will be posted at least 7 days before the meeting date.

## Tax Information

If you have not submitted an application for the Homestead Exemption, please come to the Town Office and get the form. Please file the form to the Town Office by April 1, 2023.

Veterans Exemption forms are available at the Town Office for eligible Veterans.

Assessors will meet at various times through out the year.

## Waldo Peirce Reading Room Hours

|            |                     |
|------------|---------------------|
| Wednesday: | 2:00 pm to 6:00 pm  |
| Thursday:  | 2:00 am to 6:00 am  |
| Friday:    | 9:00 am to 11:00 am |

## Garbage Pickup

Pinkerton & Son's Rubbish Removal will pick up garbage on Thursdays. If a holiday falls on a Thursday, trash pick-up will be Friday. All trash should be out by the road by 7:00 am. No trash will be picked up without a trash tag stuck to the trash bag.

SUSAN M. COLLINS  
MAINE

413 DIRKSEN SENATE OFFICE BUILDING  
WASHINGTON, DC 20510-1904  
(202) 224-2525  
(202) 224-2193 (FAX)

United States Senate

WASHINGTON, DC 20510-1904

COMMITTEES  
APPROPRIATIONS  
HEALTH, EDUCATION,  
LABOR AND PENSIONS  
SELECT COMMITTEE  
ON INTELLIGENCE  
SPECIAL COMMITTEE  
ON AGING

Dear Friends:

It is an honor to represent Maine in the U.S. Senate. I am grateful for the trust that Mainers have placed in me and welcome this opportunity to share some key accomplishments for our state.

Last year, I secured more than \$500 million for 285 projects from Aroostook County to York County that will promote job creation, workforce training, and economic development; expand access to health care; improve public safety, infrastructure, and community resources; and protect our environment. To address the crisis of soaring inflation and high energy prices, I led efforts to provide \$2 billion in supplemental funds to the Low-Income Home Energy Assistance Program. In the new Congress that begins in 2023, I expect to be the Vice Chairman of the Appropriations Committee and will continue to champion investments to support Maine's communities and families.

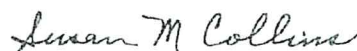
Strengthening our economy and supporting good jobs remain a top priority. Along with the Governor and the rest of the Maine Delegation and the associations representing the lobster industry, I worked to protect our hardworking lobstermen and women by pausing for six years the onerous federal regulations that jeopardize our lobster fishery's very existence. Another ongoing threat to Maine's small businesses is the shortage of workers. That's why I led an effort to push the Administration to nearly double the number of H-2B visas that are critical to our hospitality industry. Additionally, when the Administration proposed to cut the construction of a destroyer to be built by Bath Iron Works, I restored this funding to protect Maine jobs and our national security.

When Maine Veterans' Homes announced last year that it planned to close its facilities in Caribou and Machias, I opposed that decision which would have had such a devastating effect on rural veterans and their families. I am glad that the decision was reversed, and I have secured \$3 million to help with upgrades to these facilities. My *AUTO for Vets Act* also became law, which will help disabled veterans maintain their independence by supporting the purchase of a new adaptive vehicle once a decade.

This past year, Congress demonstrated how effective it can be on behalf of the American people when both parties work together. A few of the bipartisan achievements that I was involved in include the *Respect for Marriage Act*, which will provide certainty to millions of loving couples in same-sex marriages while protecting religious liberties, and the *Electoral Count Reform Act*, which establishes clear guidelines for our system of certifying and counting electoral votes for President and Vice President.

No one works harder than the people of Maine, and I have honored that work ethic by showing up for every vote. During my Senate service, I have cast more than 8,500 consecutive votes, never having missed one. I remain committed to doing all that I can to address your community's concerns in 2023. If I may be of assistance to you in any way, I encourage you to contact one of my six state offices.

Sincerely,



Susan M. Collins  
United States Senator





# HOUSE OF REPRESENTATIVES

2 STATE HOUSE STATION  
AUGUSTA, MAINE 04333-0002  
(207) 287-1440  
TTY: (207) 287-4469

## Benjamin C. Hymes

318 Birches Road  
Waldo, ME 04915  
Phone: (207) 808-3413  
Benjamin.Hymes@legislature.maine.gov

January 2023

Dear Friends and Neighbors,

Thank you for electing me to serve as your State Representative. It is truly an honor. This is a wonderful opportunity for me to make a difference in the community and I am looking forward to the new challenges that await in the 2023 legislative session.

In order for me to represent you in the best way possible, I need to hear your thoughts on the issues that are important to you. Please, do not hesitate to call me anytime you feel you need my assistance. I encourage you to monitor all legislative proposals being worked on at the State House by visiting the Legislature's website at [www.legislature.maine.gov](http://www.legislature.maine.gov). From here, you can browse bill summaries, view session and public hearing schedules, listen to committee hearings or watch live streaming video of the House and Senate.

For the next two years, I will be serving on the Joint Standing Committee on Veterans and Legal Affairs. On this panel, we will discuss many issues in regards to the Committee's jurisdiction over legislation pertaining to alcoholic beverage laws and adult-use marijuana regulation; lottery, gambling, gaming, harness racing and off-track betting and election laws. The Committee legislation related to the Department of Defense, Veterans and Emergency Management Services (except the Maine Emergency Management Agency), the Bureau of Alcoholic Beverages and Lottery Operations, the Gambling Control Board and the Maine National Guard. These matters are crucial to our community and I hope to hear from you to discuss ways to improve our community.

Once again, thank you for the opportunity to represent you, the constituents of District 38. I encourage you to actively participate in your state government. If you would like to be added to my email update list, you can do so by emailing me directly with your request at [Benjamin.Hymes@legislature.maine.gov](mailto:Benjamin.Hymes@legislature.maine.gov). You may also contact me through my website - [Benjaminhymesdistrict38.com](http://Benjaminhymesdistrict38.com) or on Facebook at Representative Benjamin Hymes.

Please stay safe and healthy in 2023!

Sincerely,

  
Benjamin C. Hymes  
State Representative

District 38 Brooks, Jackson, Knox, Monroe, Swanville, Thorndike, Unity, Waldo & Frankfort (part)



Glenn "Chip" Curry  
Senator, District 11

THE MAINE SENATE  
131st Legislature

3 State House Station  
Augusta, Maine 04333

February 1, 2023

Dear Friends and Residents of Frankfort,

Thank you for the opportunity to once again serve as your State Senator. I'm incredibly proud to represent our communities in Augusta, and I promise to work as hard as I can on your behalf. Now that we are through the worst days of the pandemic, I am excited for lawmakers and the public to return like normal to the State House.

My career as an educator, academic advisor, and youth development advocate has been driven by a calling to help people of all ages reach their highest potential.

For the 131<sup>st</sup> Legislature, Swearing-In Day was Wednesday, December 7, 2022. I'm honored to share that I continued to serve as Senate chair of the Innovation, Development, Economic Advancement and Business Committee. We are responsible for looking at a wide range of issues, including supporting and uplifting Maine's workforce, strengthening local businesses, and encouraging economic development. Our work is critical to planning Maine's economic recovery. I also continue to serve on the Inland Fisheries and Wildlife Committee, which focuses on enabling and promoting the safe enjoyment of Maine's outdoors and conservation duties to protect our wild resources.

On the first day of the 131st Legislature, I'm proud to share that my colleagues and I voted to support LD 1, a bill that would have provided immediate heating and housing relief for Mainers. Despite initial setbacks, we were determined to find a solution. We successfully passed a nearly identical bill, LD 3, which took effect immediately and provides much-needed assistance for Maine Families.

Please remember that I am a resource for you all year. If you need to contact a state agency or department or want to share a comment, please don't hesitate to reach out. You can email me at [Chip.Curry@legislature.maine.gov](mailto:Chip.Curry@legislature.maine.gov) or call my legislative office at (207) 287-1515. I know that the winter can be challenging for families, but please don't be afraid to ask for help. After all, I'm here to serve you.

Sincerely,

A handwritten signature in black ink that reads "Chip Curry".

**Chip Curry**

State Senator, District 11

*Representing the twenty-six rural, coastal, and island communities of Waldo County*

*Chair, Innovation, Development, Economic Advancement and Business Committee  
Inland Fisheries and Wildlife Committee  
State House (207) 287-1515 \* Fax (207) 287-1585 \* Toll Free 1-800-423-6900 \* TTY 711  
Chip.Curry@legislature.maine.gov \* legislature.maine.gov/senate*



# HOUSE OF REPRESENTATIVES

2 STATE HOUSE STATION  
AUGUSTA, MAINE 04333-0002  
(207) 287-1440  
TTY: (207) 287-4469

## Reagan Paul

815 North Main Street  
Winterport, ME 04496  
Home Phone: (207) 944-8033  
[Reagan.Paul@legislature.maine.gov](mailto:Reagan.Paul@legislature.maine.gov)

January 2023

Dear Friends and Neighbors,

We are just beginning the first year of the 131<sup>st</sup> Legislative session, where I would first like to thank the residents of Frankfort for giving me the opportunity to serve as your State Representative. I am very excited as my first committee appointment is on the *Joint Standing Committee of Energy, Utilities and Technology*.

Please reach out to my office with issues with any state agencies and we will do our best to assist. I encourage you to participate in your local government and school board. Phone calls and letters are always welcome; and due to the wider use of technology, meetings and hearings are even more accessible. Using the homepage of the Maine Legislature: **Legislature.Maine.Gov**, you will find access to Committee Hearings via Zoom, where you can observe or testify for or against a bill from the comfort of your home.

I will be sending a weekly email newsletter with current state news. If you wish to receive these updates, please contact me at [Reagan.Paul@legislature.maine.gov](mailto:Reagan.Paul@legislature.maine.gov), and we will gladly add you to our list. Again, thank you for giving me the honor of serving you at the State House and may you all have a safe and healthy 2023.

Sincerely,

A handwritten signature in cursive script that reads "Reagan Paul".

Reagan Paul  
State Representative

# **WALDO COUNTY SHERIFF'S OFFICE**

6 Public Safety Way  
Belfast, ME 04915

**SHERIFF**  
Jason W. Trundy

**Administrative Offices**  
207-338-6786  
**Fax**  
207-338-6784

**CHIEF DEPUTY**  
Matthew C. Curtis

January 19, 2023

Citizens of Waldo County,

The Members of the Waldo County Sheriff's Office are proud to serve the citizens of our great County. We want to thank the members of the public for their continued support. We are a full-service Sheriff's Office providing Law Enforcement, Corrections and Civil Paperwork Service to those who live, work, and visit Waldo County.

Our patrol division handled 8,944 calls for service in 2022. These calls included all types of incidents from murders, domestic violence, robberies, burglaries, thefts, child abuse, sexual abuse, drug overdoses, and much more. The patrol division also conducted 1,659 traffic stops throughout the county in an effort to increase traffic safety on our roads and highways.

Our corrections division finished its thirteenth year in the operation of our 72-hour intake and the Maine Coastal Regional Re-entry Center. The men who participated in the programming of the re-entry center were nearing the end of their term of incarceration. Our many programs assist them with their integration back into society as productive and contributing citizens. During their stay at the re-entry center, residents provided 2,958 hours of community service throughout Waldo County. This translated to a savings in labor costs of \$40,820 to citizens and non-profit agencies. Residents also provided more than 40,000 pounds of fresh vegetables to local food pantries and those in need from the County's Garden Project overseen by Waldo County Commissioner William Shorey. The residents also paid \$21,312.00 dollars in room and board to the County.

The seventy-two-hour holding and booking facility processed 757 persons who were arrested in Waldo County by all the law enforcement agencies serving our County. If a person who has been arrested cannot make bail within 72 hours, he or she has to be transported to the Knox County Jail in Rockland by our Transport Division. Our average daily population of Waldo County prisoners held at the Knox County Jail was 23 men and women. This along with bringing prisoners to court and medical appointments, generated 246 transports with our transport division, traveling more than 35,392 miles in 2022.

Our Civil Service Division served 1,388 sets of legal paperwork all over the County in 2022.

It has been an honor for all of us to be of service to the citizens of Waldo County in 2022. In my first year as your newly elected Sheriff, it is my intention to focus the resources of the Sheriff's Office on enhancing traffic safety and addressing substance abuse. These issues and the associated criminal behavior associated with them impact the quality of life of everyone in Waldo County. We look forward to providing the citizens of Waldo County with Professional law enforcement services based on our core values of Integrity, Teamwork and Compassion. We wish everyone a safe and productive 2023.

Respectfully,

Sheriff Jason W. Trundy





# Waldo County Sheriff's Office

• 6 Public Safety Way Belfast Maine 04915 •  
• 207-338-2040 •



## Total Number of Complaints received in 2022 for Frankfort

| <u>Nature of Call</u> | <u>Total Calls Received</u> | <u>% of Total</u> |
|-----------------------|-----------------------------|-------------------|
| 911 Disconnect        | 23                          | 6.32%             |
| 911 Misdial           | 12                          | 3.30%             |
| 911 Open Line         | 4                           | 1.10%             |
| ATV Complaint         | 1                           | 0.27%             |
| Abandoned Vehic       | 5                           | 1.37%             |
| Agency Assist         | 25                          | 6.87%             |
| Alarm                 | 1                           | 0.27%             |
| Assault               | 4                           | 1.10%             |
| BOLO                  | 1                           | 0.27%             |
| Car/Deer PD           | 6                           | 1.65%             |
| Child Custody         | 3                           | 0.82%             |
| Civil                 | 19                          | 5.22%             |
| Crim Mischief         | 2                           | 0.55%             |
| Crim Trespass         | 2                           | 0.55%             |
| Detail K-9            | 5                           | 1.37%             |
| Detail Radar          | 10                          | 2.75%             |
| Disturbance           | 7                           | 1.92%             |
| Domestic              | 5                           | 1.37%             |
| Electronic Mon        | 2                           | 0.55%             |
| Escort                | 4                           | 1.10%             |
| Fatal Accident        | 1                           | 0.27%             |
| Found Property        | 3                           | 0.82%             |
| Fuel Drive Off        | 1                           | 0.27%             |
| Harassment            | 15                          | 4.12%             |
| House Check           | 2                           | 0.55%             |
| Information           | 21                          | 5.77%             |
| Intoxication          | 2                           | 0.55%             |
| Juvenile Prob         | 3                           | 0.82%             |
| Late 10-55            | 3                           | 0.82%             |
| MV Complaint          | 26                          | 7.14%             |
| Mental Medical        | 2                           | 0.55%             |
| MessageDelivery       | 3                           | 0.82%             |
| Missing Person        | 2                           | 0.55%             |
| Motor Veh Theft       | 1                           | 0.27%             |
| Motorist Assist       | 9                           | 2.47%             |
| Noise Complaint       | 2                           | 0.55%             |
| OUI                   | 1                           | 0.27%             |
| PD Accident           | 15                          | 4.12%             |
| PI Accident           | 5                           | 1.37%             |
| Paperwork             | 1                           | 0.27%             |
| Property Watch        | 1                           | 0.27%             |
| Public Assist         | 11                          | 3.02%             |
| Reported Death        | 2                           | 0.55%             |
| Robbery               | 1                           | 0.27%             |
| Scam                  | 2                           | 0.55%             |
| Service PO            | 10                          | 2.75%             |
| Sex Offense           | 2                           | 0.55%             |
| Speed Complaint       | 2                           | 0.55%             |
| Suspicious            | 17                          | 4.67%             |
| Theft                 | 7                           | 1.92%             |
| Traffic Hazard        | 1                           | 0.27%             |
| Traffic Offense       | 14                          | 3.85%             |
| VIN Verify            | 2                           | 0.55%             |
| Veh Off The Rd        | 3                           | 0.82%             |



# Waldo County Sheriff's Office

• 6 Public Safety Way Belfast Maine 04915 •  
• 207-338-2040 •



## Total Number of Complaints received in 2022 for Frankfort

| <u>Nature of Call</u> | <u>Total Calls Received</u> | <u>% of Total</u> |
|-----------------------|-----------------------------|-------------------|
| Vehicle Fire          | 1                           | 0.27%             |
| Viol Cond Rel         | 4                           | 1.10%             |
| Wanted Person         | 6                           | 1.65%             |
| Weapon Offense        | 1                           | 0.27%             |
| Welfare Check         | 17                          | 4.67%             |
| Wildlife Prob         | 1                           | 0.27%             |

---

**Total Complaints Reported: 364**

---

**Total Traffic Stops: 97**

---

To: The Taxpayers and Citizens of Frankfort  
From: The Swan Lake Dam Committee  
January 19, 2023

It has been a very busy and productive year 2022 at the Swan Lake Dam.

1. Thanks to the leak repair work that was done in the fall of 2021, we were able to maintain reasonably good water levels all summer despite the very dry conditions.

2. In April, we had a State inspection of the dam as we will be under State control if and when (it's been two years now) the Federal Energy Regulatory Commission releases its' control. The inspection report resulted in a new dam classification. The old FERC classification was "low hazard" while the new State classification is "significant potential hazard". This classification means if there was a major breach of the dam, there is the potential for flooding and property damage. It is not a reflection on the condition of the dam but rather the possible issues if there was a breach. The report also recommended that there should be an operation and maintenance plan as well as a provision in the Town's Emergency Action Plan to address a dam breach. The design and construction details for new gates had to be submitted prior to installation. All these recommendations were successfully completed. The final recommendation for an engineering study of the dam has not been completed to date.

3. The most obvious change at the dam is the three new gates that were installed this fall. As one can imagine, there was a great deal of time spent on 'what needs to be done', 'what type of gate to use', 'who to do the install', and 'how to pay for it all'. The Dam Committee took care of the first three items and First Select Person Cindy Boguen took care of the fourth matter with her diligent pursuit of the American Recovery Act funds. The installation work went pretty much as planned with no major issues. We did find the need to replace the lower half of the trash rack as the old one was in really bad condition. Many thanks to gate manufacturer Whipp's ,Inc., Scofield and Sons, for their prompt response with a new trash gate, and finally, Rich Calligan and his crew from Calligan Dive Service for all their time and work to complete the installation.

4. A survey of the dam property has been requested but not completed and we have acquired a new pic/hook pole and a rake to clean out the material that gathers in front of the trash gate.



We continue to monitor the water level on a regular basis and review the water flow reports supplied by the Belfast Water District. The ability to control the lake water level is now greatly improved with the completed repairs and it is the goal of the Dam Committee to maintain good consistent levels in the summer and lower less destructive levels in the winter. The Dam Committee has been a very active and involved group whom deserve a special thanks. The members are: Bruce Mailloux, chair, Duncan Brown, vice chair, Nate Howard, secretary, Chris Dupuis, Charlie Plourde, Mike Tripp, alternates Tracy Harford, Wayne Tripp, and historical advisor Stan Wood.

Respectfully submitted,

Bruce Mailloux  
Chairperson

# Neighbor's Cupboard

**Serving the hungry in Winterport and Frankfort**

**Board of Directors:**

Donna Allen  
Pauline Botting  
Pastor Jim Boughman  
Msgr. Andrew Dubois  
Ellie Jordan  
Janet Keene  
Pastor Aaron Martin  
Keith Ritchie  
Annie Robinson  
Pastor Tom Seymour

November, 2022

Hello Neighbors,

We appreciate all your help in maintaining the Cupboard during another pandemic year. In our rural community our clients actually decreased during the pandemic as stimulus money filled some of their basic needs. Now we see more families come back to us and we welcomed 16 new families at the Cupboard.

We are serving families inside, one family at a time now that Covid is more under control. Over 2,130 bags of food were carried home. This year we served 105 Winterport and Frankfort families made up of 292 individuals. The families made a total of 862 visits. This averages out to 8 visits per family during the year. Some families need help two or three times a month. Please let your neighbors who need food help know about us! We are open at the Victoria Grant Center at the end of Park Drive in Winterport, Wednesdays, 9am to 10am, or until the last one in line is served

Your good wishes and prayers are very appreciated. Donations are most welcome! Please make your checks payable to the Neighbor's Cupboard. We are a 501c3 non-profit organization.



We welcome new volunteers and their enthusiasm. We thank all townsfolk, farmers, clubs, and businesses for your donations of food and money that keep the shelves, refrigerators, and freezers full and our doors open.

Co Presidents:


Janet Keene  
223-5957

Ellie Jordan  
223-2534

Annie Robinson  
223-4497



**40 Park Drive, P.O. Box 742, Winterport Maine 04496**



**Winterport Ambulance Service**  
**PO Box 724**  
**Winterport, ME 04496**  
**207-505-7965**



17FEB2023

To the Frankfort Select Board,

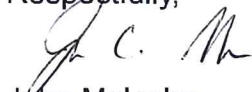
This has been a good year for the Winterport Ambulance Service. We have continued to provide consistent staffing, with the majority of shifts being covered by one of our 8 Paramedics. We have also seen an increase in call volume from 494 to 591 calls. That is an increase in call volume of 16%. We have handled the increase well.

You may notice a different name on the bottom of this letter. We have gone through a change in administration. While the name may be different, the goals my predecessor set have now become my own. The continuation of our ability to take care of our citizens is our prime goal. Your support over the years has made this all possible, and we want you to share in the pride we feel working for, and being a part of this service.

As costs of doing business increase we are trying our hardest to keep our costs low. Unfortunately, some things are out of our control. Fuel for the ambulances, and medical supplies have certainly caused a strain.

Due to these factors, we are requesting \$26,000 from the town of Frankfort to be paid to the Winterport Ambulance Service. While this is an increase, the per capita charge is still vastly different between Winterport and Frankfort. With a reported population of 3963, the Winterport per capita charge is \$63.08 per person. With a reported population of 1176, and a funding request of \$26,000, the per capita charge of Frankfort will be \$22.11 per person.


Respectfully,



John Malcolm,

Director

Winterport Ambulance Service



## SELECTMEN'S LETTER

To the Citizens of Frankfort:

Steve Imondi was posthumously given the Spirit of America award in 2022. We would like to express our gratitude for everything he has done for our small town, once again.

The Town of Frankfort would like to thank Albert "Sonny" Colson Sr. for his many years of service as our EMA director.

The Town of Frankfort would like to thank Joseph Watson for taking on the role as our new EMA director.

This year we replaced cross culverts and driveway culverts as needed on Swanville Road. (Between Town Hill Road and North Searsport Road)

The town of Frankfort has continued to work with Kelley & Associates LLC. Attorneys to defend us in a lawsuit filed by Bangor Natural Gas Company over the taxes assessed for the use of the former government pipeline that runs from Searsport to Limestone.

The town of Frankfort is working with Stockton Springs and Winterport as a joint internet committee, researching how to bring our communities reliable high-speed internet. Representing Frankfort on the committee is Joseph Watson and William "Bill" Pupkis.

Selectboard would like to see more public input and attendance at public hearings and meetings.

Selectmen meetings will continue to be agenda based, meaning meetings will be called to order at 6:00PM and will adjourn when business is complete. Please call one of the selectmen or Heather to schedule an appointment.

Respectively submitted,

Evelyn P. Adams

Vaughan W. Littlefield

Samantha McKay

Board of Selectmen – Town of Frankfort

## WEST FRANKFORT FIRE DEPARTMENT

291 Swanville Road

Frankfort, ME 04438

Chief's cell (207) 322-3044 Phone (207) 223-4213

Fax (207) 223-5241

Fire Chief

**ROY STONE**

The West Frankfort Fire Department responded to numerous and various calls last year. We not only respond to fire calls but also accidents of all kinds, smoke and fire alarms, clearing trees and brush from roadways during storms, calls to flooded basements and roads, setting out traffic cones for hazards. Assisting Winterport or other ambulance services at accident scenes, lift assist and CPR.

With all the hazardous chemicals in so many things today, in homes and automobiles, drugs and drug labs we have to put in hours of training to be able to handle each situation. The West Frankfort Fire Dept. has our own Hazmat trained team and there are four hazmat technicians on the dept.

We now are training with Prospect Fire, Stockton Fire, Searsport Fire and Winterport Fire. These are some of the Towns we have mutual aid with and by training together it makes things go smoother at a scene. We have a monthly training schedule for different trainings and our next one is ice rescue at Swan Lake.

We have added three new interior firefighters this past year and hope to get more trained. With the high cost of everything fire dept. related we do the best we can to keep everyone trained and safe and keep everything running smoothly. Donations do help very much and we want to thank all those who have helped in the past.

Please feel welcome to stop in at the station if you have any questions or need assistance with anything or call the Fire chief at (207) 322-3044

We are always looking for new volunteers. Stop in at one of our meetings the first Sunday of the month at 4:00pm or stop and talk to the chief or one of the members. Anything you can do is a help.

Respectfully submitted

  
Roy Stone

Fire Chief, West Frankfort Fire Department



**Frankfort Volunteer Fire Department**  
**7 Main Road North**  
**Frankfort, Maine 04438**  
**FrankfortVFD@gmail.com**  
**Jeffery Anderson – Fire Chief**

In 2022 our department responded to 68 emergency calls. 11 of those calls were mutual aid calls. If you have an emergency please remember to dial 911.

We are still in need of new members who would like to join our fire department. Please let one of our department members know if you have any interest in becoming a member or stop by when we are at the station. There are many different jobs people can do to help at an emergency scene or around our station.

We had a very busy year working on the fire station, equipment and trucks along with training. We installed the final wider bay door on the fire station to accommodate larger fire apparatus. We purchased a 2003 Polaris Ranger 6x6 UTV and trailer that will help us respond to emergencies that are far off the road like the town forest, Mount Waldo, railroad tracks, power and gas lines, etc. We will be able to transport fire fighters and equipment much faster, easier and safer to the emergency scene. We also have Jaws of Life equipment on two of our fire trucks.

We have done monthly and annual training and equipment tests.

Our annual plant sale this year will be May 11-13 at our fire station. We are hoping for another huge turnout this year.

I want to personally thank everyone that volunteered their time and equipment to help us work on and around our station or made donations to us without putting any burden on taxpayers. There are a lot of man hours that goes into training, fighting fires, accident scenes, and maintenance on the building, equipment and trucks as well as fundraising which is greatly appreciated.

We would like to thank all our fire department members and their families, surrounding fire departments, Maine Forest Service and the citizens and businesses of Frankfort and other surrounding towns for their continued support. We would like to thank everyone who supports our fundraisers, especially our annual plant sale that is held in May.

Burning permits are available at Mandy's Country Store, from Jeffery Anderson at 745-0213, Joe Watson at 223-5266 or online at [www.wardensreport.com](http://www.wardensreport.com) or [www.MaineBurnPermit.com](http://www.MaineBurnPermit.com). Special thanks to Mandy's Country Store for doing burning permits. Remember burning permits are required by law to do any open burning. We would like to remind everyone to post their address number on their house or business and near their driveway so emergency responders are able to find your home or business in the event of an emergency.

Like us at: [www.facebook.com/frankfortmainefiredepartment](https://www.facebook.com/frankfortmainefiredepartment)

Respectfully Submitted,

Jeffery Anderson  
Fire Chief  
Frankfort Volunteer Fire Department

# TOWN OF FRANKFORT



## ROAD COMMISSIONER'S REPORT – 2022

This last year we replaced most of the cross culverts and some driveway on Swanville Road. We also added gravel to all of the dirt roads when we graded them. Laffin Road got some needed ditching along with replacing a cross culvert and some driveway culverts.

I am in hopes that we will hear from (FEMA) Federal Emergency Management Agency soon on receiving funds from the 2021 Halloween storm.

If you have any issues or concerns regarding town roads, please feel free to contact me at (207) 745-0213.

Respectfully Submitted,

Jeffery Anderson  
Road Commissioner  
Town of Frankfort

## Waldo Peirce Reading Room Library

Thank you to our community for the support and assistance this year in making this a great year for our library. WPRR turned 130 years old this year and continues to run by the support of you, our town, our community, with a \$2,000 gift, a \$1,000 Rudman grant that we receive each year, the interest from an endowment from Florence (Peirce) Cushing, which fluctuates each year, the rentals of apartments, as well as donations from various businesses including Hannaford in Hampden and Belfast. We would like to thank all of you for your support.

We were able to bring many programs to the community in 2022. Our Vietnam Veterans Celebration, Appreciation and Remembrance Day on May 22 in the Veteran's Memorial Park was a great success! We'd like to thank all who attended and donated time and resources. If you served the U.S. between 1955-1975, not only in Vietnam, and were unavailable to attend, we still have pins available. Please contact us at the library.

Our Summer Children's Programming, 'Oceans of Possibilities' began Tuesday June 28th at 10:30 am and continued every Tuesday into August. We read books, played games, and participated in fun STEAM activities related to the ocean and summer. Some of the things the children enjoyed most were: making Octopus slime, Tie dyeing, homemade ice cream, imitating a scene from 'Down to the Sea with Mr. McGee' by Chris Van Dusen with the whale's spout and making boats and last but certainly not least making their own homemade ice cream!

For our Community Cafe we partnered with Waldo CAP to promote community togetherness and served lunch to children and seniors for free. Others joined in as well for a small donation to Waldo CAP for lunch. We had lots of food, activities and fun out in the sun and under our new canopies at the library!

Our book club continued and had many interesting and great discussions, which may or may not always be about the books but usually inspired nonetheless! Upcoming books are selected based on input from members. New members are welcome anytime. The group meets the last Friday of each month at 9 a.m.

We also had a float in the 4th of July Parade, game nights, many tours, provided technology and technical support, and have continued to support research by local and out of state folks in the genealogy room. In the fall, we had Trick or Treating as well as a Children's Halloween Party for our patrons at the library, and later the Thanksgiving basket drawing.



We continue to add so many new books, audiobooks and DVDs to the adult, young adult and children's collections. We love to see people's faces when that item they were hoping to find is there! We are always looking for suggestions for new books to purchase each month!

We are a part of the Maine Balsam Library system, initially funded by a grant from the Stephen and Tabitha King Foundation. In 2021, we completed cataloging our books with the help of volunteers and this system is now fully operational within our library. This means if you belong to our library, you may also get books on loan from any other Balsam Library in Maine through Interlibrary Loan, and also through most other libraries. Books from other libraries are delivered to us on Thursdays. So though you may think of us as a smaller library, with our library card, the number of books you will have access to is not small!

If you have not been into the library in recent years, there has been the addition of a children's room. It has a children's size table and chairs, board games, a puppet theater, TV and DVD player, and plenty of room to sit and read, with so many great picture books and chapter books sorted by author and reading level.

We have been lucky over the years with many donations of wonderful items for our genealogy room. There is so much information there, it would take a very long time to read through it all! Much time has been spent organizing the information and we are thankful we have many individuals who have been dedicated to doing this. If you have items you may like to donate, or are interested in making a visit, please let us know!

Our cloudLibrary circulation has increased over the last year and continues to be a very useful resource to patrons, especially those with busy schedules. There are over 20,000 ebooks and audiobooks including those on the bestseller lists for adults and children. With a library card you can access these books on your phone, tablet or computer without needing to come into the library. Once the app is downloaded, ebooks and audiobooks can be saved so the internet is not required to read/listen.

Please check our website and Facebook for updates on upcoming events and activities. Our library is free to all, regardless of residence. For more information or to get your free library card, please visit the library or contact us at [WPRR.library@gmail.com](mailto:WPRR.library@gmail.com) or [\(207\)223-4438](tel:(207)223-4438). You may also find us at <http://www.wprrr.lib.me.us/> or on Facebook.

# Frankfort-Stockton Springs-Winterport Broadband Committee

Dear Neighbors:

For more than a year, representatives of the towns of Frankfort, Winterport, and Stockton Springs have been meeting as a committee at the direction of our select boards to explore joint opportunities to expand high-speed broadband in our towns. Internet speed testing data show that more than 86% of locations in Frankfort are underserved, with internet download speeds less than 25 Mbps. Furthermore, many residents live in areas where there is simply no internet service available at any speed.

The severe lack of high-quality broadband infrastructure is a significant barrier for our town's success in the 21st century. Many of you have shared your stories about the challenges that our lack of broadband infrastructure causes for you and your families. During the past several years, our towns have recognized how inadequate broadband infrastructure makes it harder for businesses to expand or for new businesses to locate here. Inadequate broadband infrastructure makes it harder for our children to learn and participate in school activities and prevents residents from taking advantage of good job opportunities through teleworking. It contributes to isolation and a lack of access to telemedicine, particularly for seniors, and limits our ability to engage with online information and opportunities. It causes people to think twice about moving to or staying put in our community and makes it harder to keep in touch with distant friends and family using common technologies like video chat.

Working as a regional committee allows our three towns to collaborate and share knowledge, making us more competitive in attracting prospective internet service provider (ISP) partners and competing for state and federal grant funds. In November 2022 we issued a request for proposals to a wide range of ISPs that are active in the state, and are working through this process to identify a prospective partner for the towns to pursue grant funding through a public-private partnership.

In December 2022, all three towns submitted a joint application for the competitive "Get Ready" grant program administered by the Maine Connectivity Authority, which was established to deploy federal and state funds to ensure all Maine people have access to high-speed broadband. Our towns were selected to receive \$10,000 each for broadband planning and engagement purposes and technical assistance to build upon the committee's work over the past months.

The Get Ready program is designed to ensure our towns are prepared and well-positioned to compete for subsequent funding from the Maine Connectivity Authority to complete a broadband expansion – funding that could be available as soon as this summer. We are working hard to prepare for these once-in-a-generation opportunities, and we are committed to providing a broad, inclusive process to obtain your input throughout.

## Frankfort-Stockton Springs-Winterport Broadband Committee

In the coming weeks, the committee will invite all residents to a series of community meetings to discuss our town's vision for improved high-speed broadband infrastructure. We hope you will join us to provide your input and participate in this important conversation about our community's future. You can stay up to date on the committee's work, and sign up to receive email announcements about public meetings, by visiting [wfsbroadband.com](http://wfsbroadband.com).

Please do not hesitate to contact us with any questions or thoughts you may have.

Bill Pupkis  
(207) 322-0631  
[bill@acapella.com](mailto:bill@acapella.com)

Joe Watson  
(207) 223-5266  
[jiwatsonjr@hotmail.com](mailto:jiwatsonjr@hotmail.com)

Broadband Committee Members representing Frankfort

# Town Clerk's Report 2022

## Elections

|                        |                  |
|------------------------|------------------|
| Municipal Election     | March 24, 2022   |
| R.S.U. #22 Referendum  | April 5, 2022    |
| R.S.U. #22 Budget      | June 14, 2022    |
| State of Maine Primary | June 14, 2022    |
| State of Maine General | November 8, 2022 |

## Town Meetings

|                     |                |
|---------------------|----------------|
| Annual Town Meeting | March 25, 2022 |
|---------------------|----------------|

## Vital Statistics

|                    |    |
|--------------------|----|
| Marriages Recorded | 10 |
| Births Recorded    | 12 |
| Deaths Recorded    | 21 |

## Dog Licenses Issued

|                 |    |
|-----------------|----|
| Males/Females   | 18 |
| Spay/Neutered   | 97 |
| Kennel Licenses | 1  |

|       |                           |         |
|-------|---------------------------|---------|
| Fees: | Male/Female               | \$11.00 |
|       | Spay/Neutered             | \$ 6.00 |
|       | Kennels                   | \$42.00 |
|       | Late Fee after January 31 | \$25.00 |

# 2022 Assessor's Report

## Assessments:

|                               |                     |
|-------------------------------|---------------------|
| County Tax                    | \$ 180,654.00       |
| Municipal Appropriation       | \$ 404,128.00       |
| Local Education Appropriation | \$ 1,021,044.00     |
| Overlay                       | <u>\$ 13,382.69</u> |

**Total Assessment:** **\$1,619,208.69**

## Deductions:

|                                |                    |
|--------------------------------|--------------------|
| State of Maine Revenue Sharing | \$ 150,000.00      |
| Homestead Reimbursement        | \$ 87,248.59       |
| BETE Reimbursement             | <u>\$ 1,416.35</u> |

**Total Deductions:** **\$238,664.94**

**Net Assessment for Commitment:** **\$1,380,543.75**

Respectfully Submitted,

Vaughan Littlefield  
Evelyn Adams  
Samantha McKay  
Assessor's of Frankfort

## 2022 Real Estate Tax

| <b>Owner</b>                   | <b>Land Value</b> | <b>Building Value</b> | <b>Exempt</b> | <b>Original</b> |
|--------------------------------|-------------------|-----------------------|---------------|-----------------|
| ADAMS, CHARLES R               | 28,000            | 112,860               | 26,970        | 1,622.93        |
| ADAMS, GEORGE S JR             | 26,250            | 156,034               | 21,750        | 2,287.61        |
| Adams, Nicholas                | 16,790            | 0                     | 0             | 239.26          |
| Adams, Nicholas                | 25,000            | 149,339               | 21,750        | 2,174.39        |
| Adams, Nicholas                | 28,750            | 0                     | 0             | 409.69          |
| ADAMS, RICHARD                 | 39,680            | 130,397               | 21,750        | 2,113.66        |
| ADAMS, RICHARD, JR. & TAMMY    | 13,050            | 0                     | 0             | 185.96          |
| AIGUIER, MICHAEL T             | 17,020            | 0                     | 0             | 242.54          |
| AIGUIER, MICHAEL T             | 18,630            | 20,454                | 0             | 556.95          |
| AIGUIER, MICHAEL T             | 17,640            | 0                     | 0             | 251.37          |
| AIGUIER, MICHAEL T             | 29,010            | 0                     | 0             | 413.39          |
| Allard, Eric R                 | 40,550            | 116,158               | 0             | 2,233.09        |
| ALLEN, GREGORY G               | 27,332            | 0                     | 0             | 389.48          |
| ALLEN, R.T. & SONS, INC.       | 59,357            | 0                     | 0             | 845.84          |
| Allen, Robert K                | 82,742            | 240,512               | 0             | 4,606.37        |
| ALLEN, WAYNE R. & KERMIT P.    | 0                 | 0                     | 0             | 0.00            |
| ALLEN, WAYNE R. & KERMIT P.    | 176,850           | 0                     | 0             | 2,520.11        |
| ALLENS BLUEBERRY FREEZER, INC. | 58,988            | 0                     | 0             | 840.58          |
| ALLENS BLUEBERRY FREEZER, INC. | 36,983            | 0                     | 0             | 527.01          |
| ALLEY, DENNIS                  | 27,630            | 99,940                | 21,750        | 1,507.94        |
| ALLEY, DIANE                   | 25,000            | 57,909                | 21,750        | 871.52          |
| Anderson Jr., Earl             | 9,000             | 0                     | 0             | 128.25          |
| Anderson Jr., Earl R           | 31,730            | 0                     | 0             | 452.15          |
| Anderson Jr., Earl R           | 25,000            | 67,813                | 0             | 1,322.59        |
| Anderson Jr., Earl R           | 9,000             | 1,462                 | 0             | 149.08          |
| Anderson Jr., Earl R           | 25,000            | 30,638                | 0             | 792.84          |
| Anderson Jr., Earl R           | 4,500             | 0                     | 0             | 64.13           |
| Anderson Jr., Earl R           | 27,250            | 9,769                 | 0             | 527.52          |
| ANDERSON SR., EARL R           | 29,900            | 64,209                | 21,750        | 1,031.12        |
| Anderson, Angela               | 0                 | 21,315                | 21,315        | 0.00            |
| Anderson, Clydella             | 0                 | 11,641                | 11,641        | 0.00            |
| Anderson, Earl                 | 26,539            | 90,710                | 0             | 1,670.80        |
| Anderson, Earl                 | 9,000             | 0                     | 0             | 128.25          |
| Anderson, Earl                 | 9,900             | 0                     | 0             | 141.08          |
| Anderson, Earl                 | 5,400             | 0                     | 0             | 76.95           |
| Anderson, Earl                 | 9,000             | 0                     | 0             | 128.25          |
| Anderson, Earl                 | 9,000             | 0                     | 0             | 128.25          |
| Anderson, Earl                 | 9,000             | 0                     | 0             | 128.25          |
| Anderson, Earl                 | 9,000             | 0                     | 0             | 128.25          |
| Anderson, Earl                 | 9,000             | 0                     | 0             | 128.25          |
| Anderson, Earl                 | 9,000             | 0                     | 0             | 128.25          |
| Anderson, Earl                 | 9,000             | 0                     | 0             | 128.25          |
| Anderson, Earl                 | 9,000             | 0                     | 0             | 128.25          |
| Anderson, Earl                 | 41,800            | 23,900                | 0             | 936.23          |
| Anderson, Earl                 | 28,640            | 0                     | 0             | 408.12          |
| Anderson, Earl                 | 28,230            | 0                     | 0             | 402.28          |
| Anderson, Earl                 | 9,000             | 0                     | 0             | 128.25          |

## 2022 Real Estate Tax

| <b>Owner</b>                  | <b>Land Value</b> | <b>Building Value</b> | <b>Exempt</b> | <b>Original</b> |
|-------------------------------|-------------------|-----------------------|---------------|-----------------|
| Anderson, Earl                | 16,000            | 95,931                | 0             | 1,595.02        |
| Anderson, Earl Jr             | 7,290             | 0                     | 0             | 103.88          |
| ANDERSON, EARL JR             | 35,680            | 33,698                | 0             | 988.64          |
| ANDERSON, EARL JR             | 36,000            | 0                     | 0             | 513.00          |
| ANDERSON, EARL R JR           | 52,300            | 0                     | 0             | 745.28          |
| ANDERSON, EARL R JR           | 20,000            | 54,312                | 21,750        | 749.01          |
| Anderson, Earl R Jr           | 9,230             | 0                     | 0             | 131.53          |
| Anderson, Jeffery             | 32,300            | 33,146                | 21,750        | 622.67          |
| Anderson, Jeffery             | 50,000            | 59,599                | 0             | 1,561.79        |
| Anderson, Jeffery             | 50,000            | 59,599                | 0             | 55.73           |
| ANDERSON, LYNN M              | 31,250            | 24,674                | 21,750        | 486.98          |
| Annis, Eileen                 | 16,734            | 0                     | 0             | 238.46          |
| Annis, Eileen A               | 26,912            | 130,830               | 21,750        | 1,937.89        |
| ANNIS, MERL B III             | 354               | 0                     | 0             | 5.04            |
| ANNIS, MERL B III             | 24,293            | 0                     | 0             | 346.18          |
| Ash, Michael                  | 28,500            | 51,634                | 0             | 1,141.91        |
| Astbury, Matthew              | 25,650            | 47,900                | 21,750        | 738.15          |
| Austin, Jessica               | 27,700            | 220,038               | 21,750        | 3,220.33        |
| BAER, ROBERT                  | 35,650            | 64,952                | 21,750        | 1,123.64        |
| Baker, Alexander L            | 25,840            | 0                     | 0             | 368.22          |
| Baker, Alexander L            | 19,480            | 0                     | 0             | 277.59          |
| Baker, Alexander L            | 18,430            | 0                     | 0             | 262.63          |
| Baker, Alexander L            | 5,580             | 0                     | 0             | 79.52           |
| Baker, Alexander L            | 0                 | 0                     | 0             | 0.00            |
| Baker, Alexander L            | 0                 | 21,949                | 0             | 312.77          |
| Baker, Alexander L            | 11,250            | 0                     | 0             | 160.31          |
| Baker, Brent                  | 30,410            | 29,041                | 0             | 847.18          |
| BAKER, BRENT                  | 17,380            | 0                     | 0             | 247.67          |
| BAKER, BRENT                  | 34,250            | 94,108                | 21,750        | 1,519.16        |
| BAKER, EARL E                 | 32,500            | 112,676               | 26,970        | 1,684.44        |
| BAKER, GABRIEL                | 38,660            | 168,451               | 21,750        | 2,641.39        |
| Baker, Gerald                 | 26,550            | 94,275                | 0             | 1,721.76        |
| Baker, Glenn                  | 9,000             | 0                     | 0             | 128.25          |
| BAKER, GLENN                  | 26,890            | 64,165                | 0             | 1,297.53        |
| BAKER, RANDY                  | 26,250            | 145,697               | 21,750        | 2,140.31        |
| BAKER, RANDY E                | 7,070             | 0                     | 0             | 100.75          |
| Baker, Stephen M              | 26,190            | 94,673                | 0             | 1,722.30        |
| Bangor Gas Company            | 1,072,333         | 0                     | 0             | 15,280.75       |
| Bank of America, N.A.         | 26,665            | 84,087                | 21,750        | 1,268.28        |
| BANKS, CONSTANCE A            | 26,250            | 80,140                | 21,750        | 1,206.12        |
| Baublis, Anthony J Jr.        | 28,500            | 86,311                | 0             | 1,636.06        |
| Baxter Healthcare Corporation | 0                 | 0                     | 0             | 23.17           |
| Baxter Healthcare Corporation | 0                 | 0                     | 0             | 22.80           |
| Beaird, James P               | 15,890            | 0                     | 0             | 226.43          |
| Beaird, James P               | 15,890            | 0                     | 0             | 226.43          |
| Beal, Robert                  | 53,400            | 258,096               | 21,750        | 4,128.88        |
| Beaulieu, Beth                | 38,900            | 126,933               | 21,750        | 2,053.18        |
| BENSON, BERTIL A JR           | 20,800            | 6,299                 | 0             | 386.16          |
| BERKING, FRANCES J BAUMAN     | 41,940            | 0                     | 0             | 597.65          |

## 2022 Real Estate Tax

| Owner   | Land Value | Building Value | Exempt | Original |
|---|------------|----------------|--------|----------|
| BERRY, ERIC                                   | 25,685     | 23,342         | 21,750 | 388.70   |
| BERRY, JUANITA RB                             | 116,640    | 100,879        | 21,750 | 2,789.71 |
| Bettler, Stacy A                              | 22,055     | 50,938         | 0      | 1,040.15 |
| Bilger, John                                  | 36,280     | 120,853        | 21,750 | 1,929.21 |
| Bishop Jr., Dana                              | 30,100     | 169,444        | 21,750 | 2,533.56 |
| Bishop Jr., Scott D                           | 35,050     | 201,459        | 26,970 | 2,985.93 |
| Bishop, Javan J                               | 27,785     | 75,364         | 21,750 | 1,159.94 |
| BISHOP, JAVAN J JR                            | 29,500     | 206,478        | 21,750 | 3,052.75 |
| Bishop, Katherine                             | 25,000     | 50,021         | 21,750 | 759.11   |
| Bishop, Sharon                                | 16,040     | 0              | 0      | 228.57   |
| Bishop, Sharon                                | 25,000     | 165,820        | 0      | 2,719.19 |
| Bishop, Sharon                                | 25,000     | 62,666         | 0      | 1,249.24 |
| Blackden, Charles Scott                       | 15,890     | 0              | 0      | 226.43   |
| Blackden, Charles Scott                       | 9,000      | 0              | 0      | 128.25   |
| Blais, Stacey                                 | 19,750     | 0              | 0      | 281.44   |
| BLAKE, ROGER F                                | 0          | 0              | 0      | 0.00     |
| BLAKE, ROGER F                                | 5,390      | 0              | 0      | 76.81    |
| BLAKE, ROGER F                                | 3,514      | 0              | 0      | 50.07    |
| BLAKE, ROGER F                                | 35,450     | 0              | 0      | 505.16   |
| BLAKE, ROGER F                                | 9,680      | 0              | 0      | 137.94   |
| Bleakney, Jordan M. Trustee                   | 25,070     | 142,475        | 21,750 | 2,077.58 |
| BLUEBERRY BROADCASTING                        | 0          | 0              | 0      | 1,137.15 |
| BOGER, JOANNE                                 | 256,940    | 72,300         | 0      | 4,691.67 |
| BOHNENBERGER, DANIEL J.,<br>BOHNENBERGER,     | 20,827     | 0              | 0      | 296.78   |
| Bohnenberger, Joseph, Frederick<br>Jr. Kris   | 45,017     | 0              | 0      | 641.49   |
| Bohnenberger, Joseph, Frederick<br>Jr., Kris  | 117,073    | 0              | 0      | 1,668.29 |
| Bohnenberger, Joseph, Frederick<br>Jr., Kris  | 18,106     | 0              | 0      | 258.01   |
| Bohnenberger, Joseph, Frederick<br>Jr., Kris, | 5,405      | 0              | 0      | 77.02    |
| BOHNENBERGER, KRIS J.,<br>DANIEL& FREDERICK   | 16,893     | 0              | 0      | 240.73   |
| Bolstridge, Alton                             | 9,530      | 0              | 0      | 135.80   |
| Bolstridge, Alton                             | 18,000     | 42,839         | 0      | 866.96   |
| Bouchey, Rene Michelle                        | 25,250     | 20,435         | 0      | 651.01   |
| Bowden, Brian                                 | 33,000     | 195,436        | 21,750 | 2,945.28 |
| BOWDEN, KEVIN                                 | 28,500     | 107,486        | 21,750 | 1,627.86 |
| BOWDEN, KEVIN S                               | 16,770     | 0              | 0      | 238.97   |
| BOYD BROOK FARMING INC.                       | 10,130     | 0              | 0      | 144.35   |
| BOYD BROOK FARMING INC.                       | 16,820     | 0              | 0      | 239.69   |
| Boyd Brooke Farming, Inc.                     | 26,010     | 0              | 0      | 370.64   |
| Boyle, Richard                                | 43,350     | 147,881        | 26,970 | 2,340.72 |
| BOYLE, RICHARD                                | 25,000     | 1,152          | 0      | 372.67   |
| BRAGDON, ARTHUR JR                            | 0          | 16,882         | 0      | 240.57   |
| BRAGDON, ARTHUR R                             | 26,750     | 83,228         | 21,750 | 1,257.25 |
| BRAGDON, ARTHUR, SR.                          | 15,500     | 0              | 0      | 220.88   |
| Bragdon, BEVERLY                              | 25,800     | 104,485        | 21,750 | 1,546.62 |



## 2022 Real Estate Tax

| <b>Owner</b>               | <b>Land Value</b> | <b>Building Value</b> | <b>Exempt</b> | <b>Original</b> |
|----------------------------|-------------------|-----------------------|---------------|-----------------|
| BRAGDON, TAMMY             | 25,630            | 37,790                | 0             | 903.74          |
| Brages, Jonathan           | 22,260            | 25,234                | 21,750        | 366.85          |
| BRAINERD, WADE T           | 196,630           | 88,115                | 0             | 4,057.62        |
| BRASSBRIDGE, CARLTON       | 1,000             | 0                     | 0             | 14.25           |
| BRASSBRIDGE, CARLTON       | 20,190            | 0                     | 0             | 287.71          |
| BRASSBRIDGE, CHRISTINE A   | 0                 | 36,524                | 21,750        | 210.53          |
| BRASSBRIDGE, CYNTHIA J     | 33,500            | 25,041                | 21,750        | 524.27          |
| Brassbridge, Kenneth &     | 30,080            | 28,410                | 21,750        | 523.55          |
| BRASSBRIDGE, LAWRENCE C JR | 22,750            | 82,890                | 21,750        | 1,195.43        |
| BRASSBRIDGE, LAWRENCE C JR | 5,220             | 10,650                | 0             | 226.15          |
| Brassbridge, Michelle      | 26,500            | 14,108                | 21,750        | 268.73          |
| Brassbridge, Michelle      | 36,100            | 127,455               | 21,750        | 2,020.72        |
| BRASSBRIDGE, ROGER S       | 50,875            | 26,047                | 21,750        | 786.20          |
| BRASSBRIDGE, STEPHEN       | 25,000            | 80,032                | 21,750        | 1,186.77        |
| BRASSBRIDGE, WAYNE E SR    | 26,750            | 50,047                | 21,750        | 784.42          |
| BRASSBRIDGE, WAYNE Jr      | 25,630            | 34,880                | 21,750        | 552.33          |
| BROWER HOWARD TRUSTEE      | 15,890            | 0                     | 0             | 226.43          |
| BROWER HOWARD TRUSTEE      | 16,730            | 0                     | 0             | 238.40          |
| BROWER HOWARD TRUSTEE      | 16,370            | 0                     | 0             | 233.27          |
| BROWER HOWARD TRUSTEE      | 16,340            | 0                     | 0             | 232.85          |
| Brown, Ashley M            | 11,250            | 0                     | 0             | 160.31          |
| Brown, Ashley M            | 25,000            | 99,907                | 0             | 1,779.92        |
| BROWN, BYRON               | 25,250            | 137,910               | 21,750        | 2,015.09        |
| BROWN, EDWARD              | 36,000            | 229,214               | 21,750        | 3,469.36        |
| BROWN, LOCKWOOD WARREN     | 25,000            | 58,630                | 0             | 1,191.73        |
| BROWN, ROLAND L            | 25,000            | 104,397               | 21,750        | 1,533.97        |
| Brown, Warren              | 24,030            | 0                     | 0             | 342.43          |
| Brown, Warren              | 500               | 0                     | 0             | 7.13            |
| Brown, Warren              | 31,500            | 203,170               | 21,750        | 3,034.11        |
| Brown-Haskell, Mariko      | 25,000            | 13,960                | 0             | 555.18          |
| BROWN'S METAL RECYCLING    | 18,640            | 49,026                | 0             | 964.24          |
| BUFFINGTON, GERI           | 6,390             | 0                     | 0             | 91.06           |
| BUFFINGTON, GERI           | 26,190            | 0                     | 0             | 373.21          |
| BUMBY, PATRICIA            | 180,088           | 0                     | 0             | 2,566.25        |
| Butler, Sandra             | 7,290             | 500                   | 0             | 111.01          |
| Butler, Sandra             | 10,330            | 0                     | 0             | 147.20          |
| Cahill, Daniel A           | 22,390            | 0                     | 0             | 319.06          |
| Cahill, Daniel A           | 19,890            | 0                     | 0             | 283.43          |
| Cahill, Daniel A           | 16,890            | 0                     | 0             | 240.68          |
| CALLAHAN, DORETTA J        | 38,100            | 63,375                | 21,750        | 1,136.08        |
| CALLAHAN, DORETTA J        | 14,030            | 0                     | 0             | 199.93          |
| CALLAHAN, EDWARD           | 18,390            | 0                     | 0             | 262.06          |
| CAMPBELL, ASHLEY & MARY &  | 29,000            | 127,919               | 21,750        | 1,926.16        |
| Campbell, Elva             | 0                 | 23,297                | 21,750        | 22.04           |
| Canadian Pacific Railway   | 12,150            | 0                     | 0             | 173.14          |
| Canadian Pacific Railway   | 9,000             | 0                     | 0             | 128.25          |
| Canadian Pacific Railway   | 5,400             | 0                     | 0             | 76.95           |
| Canning, Wesley            | 27,546            | 178,481               | 26,970        | 2,551.56        |
| CARTER, CORISSA A          | 25,000            | 141,494               | 21,750        | 2,062.60        |

## 2022 Real Estate Tax

| <b>Owner</b>                | <b>Land Value</b> | <b>Building Value</b> | <b>Exempt</b> | <b>Original</b> |
|-----------------------------|-------------------|-----------------------|---------------|-----------------|
| CENTRAL MAINE POWER         | 27,825            | 0                     | 0             | 396.51          |
| CENTRAL MAINE POWER         | 25,000            | 81,879                | 0             | 1,523.03        |
| CENTRAL MAINE POWER         | 58,665            | 0                     | 0             | 835.98          |
| CENTRAL MAINE POWER         | 16,920            | 0                     | 0             | 241.11          |
| CENTRAL MAINE POWER         | 0                 | 47,863                | 0             | 682.05          |
| CENTRAL MAINE POWER CO.     | 0                 | 0                     | 0             | 189,908.71      |
| CENTRAL MAINE POWER CO.     | 0                 | 0                     | 0             | 3,309.78        |
| CENTRAL MAINE POWER CO.     | 18,000            | 0                     | 0             | 256.50          |
| CENTRAL MAINE POWER CO.     | 103,500           | 0                     | 0             | 1,474.88        |
| CENTRAL MAINE POWER CO.     | 68,010            | 0                     | 0             | 969.14          |
| CENTRAL MAINE POWER CO.     | 12,000            | 0                     | 0             | 171.00          |
| CENTRAL MAINE POWER COMPANY | 100               | 0                     | 0             | 1.43            |
| CHAFE, KAREN LEE            | 15,030            | 0                     | 0             | 214.18          |
| Chambers, John V            | 45,850            | 624,589               | 0             | 9,553.76        |
| Chandler, Judy Ann          | 26,000            | 57,453                | 21,750        | 879.27          |
| CHASE, CHRIS                | 27,930            | 16,004                | 0             | 626.06          |
| CHASE, DONALD E             | 36,000            | 83,660                | 26,970        | 1,320.83        |
| CHASE, STEPHEN K            | 15,885            | 0                     | 0             | 226.36          |
| Christle, Michele R         | 3,870             | 0                     | 0             | 55.15           |
| CLARK, BRENDA               | 27,700            | 72,578                | 21,750        | 1,119.02        |
| CLARK, DAVID                | 11,030            | 0                     | 0             | 157.18          |
| CLARK, DEBORAH              | 25,250            | 32,255                | 21,750        | 509.51          |
| CLARK, EMMA J               | 25,130            | 10,492                | 0             | 507.61          |
| CLARK, MAURICE              | 36,530            | 18,423                | 21,750        | 473.14          |
| Clark, Scott                | 0                 | 76,858                | 0             | 1,095.23        |
| CLARKE, HELEN               | 26,250            | 110,291               | 21,750        | 1,635.77        |
| CLEGG, CARL Q               | 32,000            | 70,009                | 0             | 1,453.63        |
| CLEGG, CARL Q               | 26,000            | 81,168                | 26,970        | 1,142.82        |
| CLEMENTS, WALTER R          | 17,655            | 0                     | 0             | 251.58          |
| Coffman, Chad &             | 18,000            | 29,113                | 0             | 671.36          |
| Coffman, Chad &             | 6,480             | 0                     | 0             | 92.34           |
| COLE, LAWRENCE              | 29,250            | 99,335                | 26,970        | 1,448.01        |
| COLSON, ALBERT SR           | 36,880            | 34,567                | 26,970        | 633.80          |
| COLSON, CAROL A             | 25,000            | 130,504               | 21,750        | 1,905.99        |
| Colson, Lauren M            | 32,000            | 90,269                | 21,750        | 1,432.40        |
| CONGREGATIONAL CHURCH       | 25,000            | 241,579               | 266,579       | 47.87           |
| Conopco, Inc.               | 0                 | 0                     | 0             | 14.36           |
| COOK, TERRY                 | 36,300            | 0                     | 0             | 517.28          |
| COOKSON, SCOTT A            | 25,000            | 124,351               | 21,750        | 1,818.31        |
| Cookson, Toni               | 25,000            | 26,880                | 21,750        | 429.35          |
| Cordes-Eklund, Willow       | 9,600             | 16,368                | 0             | 370.04          |
| Cote, Anthony               | 87,440            | 0                     | 0             | 1,246.02        |
| Coulombe, Matthew L         | 27,050            | 100,137               | 21,750        | 1,502.48        |
| COX, DAVID M II             | 37,750            | 80,100                | 21,750        | 1,369.43        |
| Crabiel, David J            | 6,480             | 0                     | 0             | 92.34           |
| Crabiel, David J            | 112,350           | 99,956                | 0             | 3,025.36        |
| CRAIG, PAUL W               | 21,390            | 0                     | 0             | 304.81          |
| CROSSMAN, DONALD            | 3,600             | 0                     | 0             | 51.30           |

## 2022 Real Estate Tax

| <b>Owner</b>                    | <b>Land Value</b> | <b>Building Value</b> | <b>Exempt</b> | <b>Original</b> |
|---------------------------------|-------------------|-----------------------|---------------|-----------------|
| CRUCITTI, JACOB V               | 15,920            | 0                     | 0             | 226.86          |
| CSC ServiceWorks, Inc.          | 0                 | 0                     | 0             | 21.49           |
| Cunha, Sandra L                 | 34,590            | 0                     | 0             | 492.91          |
| CUNNINGHAM, LOU ANN             | 28,000            | 60,883                | 21,750        | 956.65          |
| CURTIS, TRAVIS                  | 25,000            | 167,454               | 21,750        | 2,432.53        |
| CURTIS, VICKI J                 | 26,250            | 70,508                | 21,750        | 1,068.86        |
| Daley, Timothy G Jr             | 25,000            | 41,813                | 26,970        | 567.76          |
| DANFORTH, ANDREA L              | 52,800            | 93,444                | 0             | 2,083.98        |
| DANFORTH, DANIEL G              | 32,644            | 69,632                | 26,970        | 1,073.11        |
| Danforth, Michael               | 25,000            | 24,131                | 0             | 700.12          |
| DANFORTH, NORMAN                | 22,250            | 77,260                | 0             | 1,418.02        |
| DANFORTH, NORMAN                | 29,550            | 20,928                | 0             | 719.31          |
| DANFORTH, NORMAN L              | 29,080            | 71,228                | 21,750        | 1,119.45        |
| DANIS, RICHARD P                | 33,000            | 31,124                | 0             | 913.77          |
| DARGON, CHARLES                 | 29,450            | 45,941                | 21,750        | 764.38          |
| DARGON, JOSEPH F                | 30,350            | 127,856               | 21,750        | 1,944.50        |
| DARGON, JOSEPH F                | 17,400            | 0                     | 0             | 247.95          |
| DAVIS, ANGELA                   | 28,300            | 253,237               | 21,750        | 3,701.96        |
| Davis, Jefferson L Jr           | 28,175            | 129,675               | 21,750        | 1,939.43        |
| Davis, Mary E. &                | 90,390            | 13,925                | 0             | 1,486.49        |
| Davis, Mary E. &                | 6,480             | 0                     | 0             | 92.34           |
| Davis, Sean                     | 25,630            | 23,508                | 21,750        | 390.28          |
| Day, Pamela                     | 9,000             | 0                     | 0             | 128.25          |
| Day, Pamela                     | 31,250            | 173,292               | 0             | 2,914.72        |
| DeCario, Allison                | 27,350            | 0                     | 0             | 389.74          |
| DeCarlo, Alexander              | 28,949            | 110,875               | 0             | 1,992.49        |
| Dellinger, Lanny                | 26,550            | 30,721                | 0             | 816.11          |
| DEMMONS, KENNETH E              | 25,000            | 74,541                | 21,750        | 1,108.52        |
| DENNISON, NATHAN                | 19,970            | 0                     | 0             | 284.57          |
| DICKSON, JOSHUA O               | 37,350            | 185,445               | 21,750        | 2,864.89        |
| Dillingham, Renee L             | 25,000            | 66,974                | 21,750        | 1,000.69        |
| Directv, LLC                    | 0                 | 0                     | 0             | 36.07           |
| DISH NETWORK L.L.C.             | 0                 | 0                     | 0             | 57.17           |
| DOE, MARILYN                    | 20,270            | 0                     | 0             | 288.85          |
| Domras, Kelley                  | 750               | 0                     | 0             | 10.69           |
| Domras, Kelley L                | 27,250            | 105,262               | 0             | 1,888.30        |
| DORGAN, MARGARET                | 16,890            | 0                     | 0             | 240.68          |
| Doyon, Joey R                   | 25,000            | 0                     | 0             | 356.25          |
| Doyon, Joey R                   | 26,750            | 145,546               | 21,750        | 2,145.28        |
| Doyon, Jordanne                 | 26,250            | 118,203               | 21,750        | 1,748.52        |
| Drever, Thomas M. JR.           | 28,350            | 149,811               | 0             | 2,538.79        |
| DREW, ROBERT E                  | 26,250            | 94,544                | 21,750        | 1,411.38        |
| Dubois, Thomas N                | 25,000            | 107,021               | 21,750        | 1,571.36        |
| Duong, Dan                      | 19,760            | 22,575                | 0             | 603.27          |
| Duong, Dan                      | 0                 | 0                     | 0             | 0.00            |
| DUPERRY, ANN M                  | 25,000            | 102,236               | 21,750        | 1,503.18        |
| EATON, SALLY T                  | 28,400            | 33,639                | 21,750        | 574.12          |
| EDUCATIONAL MEDIA<br>FOUNDATION | 0                 | 0                     | 0             | 324.87          |

## 2022 Real Estate Tax

| Owner                                 | Land Value | Building Value | Exempt | Original |
|---------------------------------------|------------|----------------|--------|----------|
| ELLINGWOOD, JOHN L SR                 | 0          | 0              | 0      | 0.00     |
| ELLINGWOOD, JOHN L SR                 | 27,250     | 90,709         | 26,970 | 1,296.59 |
| Ellis, Casey                          | 25,000     | 83,330         | 21,750 | 1,233.77 |
| ELLIS, CYNTHIA E                      | 26,250     | 107,528        | 26,970 | 1,522.01 |
| ELLIS, EUGENE                         | 34,410     | 98,583         | 21,750 | 1,585.21 |
| Elward, Jeffery                       | 27,250     | 116,275        | 0      | 2,045.23 |
| Emerson, Jessica                      | 25,000     | 18,262         | 0      | 616.48   |
| Emerson, Jessica                      | 7,200      | 0              | 0      | 102.60   |
| Est. of Rolande O'Clair               | 25,000     | 48,178         | 21,750 | 732.85   |
| ESTABROOK, TIMOTHY                    | 11,250     | 0              | 0      | 160.31   |
| ESTABROOK, TIMOTHY                    | 26,350     | 74,959         | 21,750 | 1,133.72 |
| Estate of E. Dennis Ricard            | 118,830    | 83,605         | 26,970 | 2,500.38 |
| ESTATE OF EDNA CLEGG                  | 25,000     | 72,667         | 0      | 1,391.75 |
| ESTATE OF PAULINA SANBORN             | 25,000     | 113,647        | 0      | 1,975.72 |
| ESTATE OF SONRA SERELS                | 22,690     | 0              | 0      | 323.33   |
| Estate of St. George Realty Trust     | 33,125     | 29,506         | 0      | 892.49   |
| FAIRBROTHER, JAMES                    | 7,470      | 0              | 0      | 106.45   |
| FAIRBROTHER, JAMES                    | 29,380     | 30,227         | 0      | 849.40   |
| FALKOWSKI, JAMES                      | 14,310     | 0              | 0      | 203.92   |
| FARNHAM, ARTHUR & ETHNE,              | 153,530    | 154,484        | 21,750 | 4,079.26 |
| Farrington, Toby                      | 9,000      | 0              | 0      | 128.25   |
| Feero, Susan                          | 350        | 0              | 0      | 4.99     |
| FIELDS, BRUCE                         | 26,250     | 115,860        | 21,750 | 1,715.13 |
| FIELDS, RALPH V                       | 27,250     | 222,188        | 26,970 | 3,170.17 |
| FIELDS, RALPH V                       | 23,113     | 0              | 0      | 329.36   |
| FIELDS, WAYNE R                       | 36,000     | 178,546        | 26,970 | 2,672.96 |
| FIELDS, WAYNE R                       | 31,790     | 0              | 0      | 453.01   |
| Files, Brian D                        | 26,250     | 147,664        | 21,750 | 2,168.34 |
| FLEWELLING, DAVID R                   | 26,750     | 85,870         | 21,750 | 1,294.90 |
| FLOREST, MILTON F                     | 26,650     | 178,811        | 21,750 | 2,617.88 |
| FRANKEL, WENDY E                      | 33,500     | 3,690          | 0      | 529.96   |
| FRESHWATER STONE &<br>BRICKWORK, INC. | 66,440     | 0              | 0      | 946.77   |
| FREY, DAVID J II                      | 26,250     | 89,099         | 21,750 | 1,333.79 |
| FROST, MICHAEL L                      | 0          | 0              | 0      | 0.00     |
| FROST, MICHAEL L                      | 26,550     | 133,581        | 21,750 | 1,971.93 |
| Fuller, Melissa Sobey                 | 36,040     | 81,014         | 21,750 | 1,358.08 |
| GABRIEL, ERIC                         | 0          | 83,949         | 21,750 | 886.34   |
| Gail, Maria                           | 500        | 0              | 0      | 7.13     |
| Gail, Maria                           | 17,040     | 0              | 0      | 242.82   |
| Gail, Maria                           | 20,390     | 0              | 0      | 290.56   |
| GALLANT, ADRIEN L                     | 26,550     | 80,016         | 21,750 | 1,208.63 |
| Gallant, Jean                         | 26,853     | 19,605         | 21,750 | 352.09   |
| GALLANT, JOSEPH D                     | 15,970     | 0              | 0      | 227.57   |
| GALLANT, JOSEPH D. & Judith           | 28,860     | 133,733        | 21,750 | 2,007.01 |
| Gallant, Seth                         | 18,390     | 194,559        | 21,750 | 2,724.59 |
| GALLEY, PETER W                       | 9,000      | 0              | 0      | 128.25   |
| GALLEY, PETER W                       | 25,000     | 96,831         | 21,750 | 1,426.15 |
| Gardiner, William S                   | 43,180     | 245,370        | 21,750 | 3,801.90 |

## 2022 Real Estate Tax

| <b>Owner</b>                 | <b>Land Value</b> | <b>Building Value</b> | <b>Exempt</b> | <b>Original</b> |
|------------------------------|-------------------|-----------------------|---------------|-----------------|
| Gardiner, William S          | 37,768            | 0                     | 0             | 538.19          |
| Geel, Dana                   | 25,000            | 87,186                | 21,750        | 1,288.71        |
| Genenbacher, Lauren          | 25,000            | 31,509                | 0             | 805.25          |
| Gerow, Gary                  | 153,600           | 143,846               | 0             | 4,238.61        |
| Gerrish, Robert              | 24,050            | 0                     | 0             | 342.71          |
| Gerrish, Robert              | 46,761            | 215,795               | 21,750        | 3,431.49        |
| GILLO, LISA                  | 0                 | 38,798                | 21,750        | 242.93          |
| GILLOTT, JOSHUA              | 0                 | 82,302                | 0             | 1,172.80        |
| Gillway, James S             | 34,000            | 164,827               | 21,750        | 2,523.35        |
| GINN, BERNARD                | 9,530             | 0                     | 0             | 135.80          |
| Ginn, James                  | 3,000             | 0                     | 0             | 42.75           |
| GINN, JAMES L                | 57,141            | 136,836               | 21,750        | 2,454.23        |
| GINN, LINDA M                | 25,130            | 23,479                | 0             | 692.68          |
| Ginn, Sarah                  | 25,000            | 21,144                | 21,750        | 347.61          |
| GLIDDEN, ANTHONY             | 28,560            | 114,014               | 26,970        | 1,647.36        |
| GLIDDEN, ANTHONY             | 15,950            | 19,958                | 0             | 511.69          |
| GLIDDEN, ANTHONY             | 19,390            | 0                     | 0             | 276.31          |
| GLIDDEN, ANTHONY             | 11,250            | 0                     | 0             | 160.31          |
| GLIDDEN, ANTHONY             | 16,640            | 0                     | 0             | 237.12          |
| GLIDDEN, ANTHONY W           | 24,270            | 29,361                | 0             | 764.24          |
| GLIDDEN, JUNE                | 0                 | 19,760                | 19,760        | 0.00            |
| GLIDDEN, WAYNE A             | 31,250            | 102,800               | 21,750        | 1,600.28        |
| GLOBAL TOWERS LLC            | 0                 | 0                     | 0             | 1,425.00        |
| Gobel, John &                | 37,000            | 165,580               | 21,750        | 2,576.83        |
| GORDON, ALLAN F JR           | 30,300            | 151,793               | 21,750        | 2,284.89        |
| Goslin, Alisha D             | 25,000            | 34,432                | 21,750        | 536.97          |
| GOULD, GERALD N. EST. OF     | 16,390            | 0                     | 0             | 233.56          |
| GOULD, GERALD N. EST. OF     | 11,250            | 0                     | 0             | 160.31          |
| GOULD, GERALD N. EST. OF     | 0                 | 0                     | 0             | 0.00            |
| Gould, Scott R               | 15,530            | 0                     | 0             | 221.30          |
| Gowen, Christopher           | 28,500            | 168,782               | 21,750        | 2,501.33        |
| Gowen, Christopher           | 11,970            | 0                     | 0             | 170.57          |
| GOWER, THOR                  | 28,150            | 138,665               | 21,750        | 2,067.18        |
| Grant Thornton LLP           | 0                 | 0                     | 0             | 25.37           |
| GRANT, KYLE                  | 28,000            | 83,434                | 21,750        | 1,278.00        |
| Grass, Dena G                | 28,640            | 36,075                | 21,750        | 612.25          |
| Gray, Amber                  | 26,250            | 153,606               | 21,750        | 2,253.01        |
| GRAY, ARNOLD E. & PHYLLIS P. | 15,250            | 18,110                | 0             | 475.38          |
| Gray, Christine              | 31,380            | 178,032               | 21,750        | 2,674.18        |
| Gray, Christine              | 15,170            | 0                     | 0             | 216.17          |
| GRAY, LAURA K                | 25,000            | 151,522               | 21,750        | 2,205.50        |
| GRAY, MURRAY K               | 9,266             | 0                     | 0             | 132.04          |
| Gray, Ronald Jr              | 25,250            | 73,188                | 21,750        | 1,092.80        |
| Grayhawk Leasing LLC         | 0                 | 0                     | 0             | 11.59           |
| GREENAN, ERIC J              | 25,000            | 20,395                | 0             | 646.88          |
| Greene, Melodie              | 28,300            | 60,791                | 0             | 1,269.55        |
| Greenleaf, Ashlee            | 0                 | 6,994                 | 6,994         | 0.00            |
| Grendell, Shane              | 0                 | 13,817                | 0             | 196.89          |
| Grendell, Shane              | 25,000            | 47,415                | 21,750        | 721.98          |

## 2022 Real Estate Tax

| <b>Owner</b>                      | <b>Land Value</b> | <b>Building Value</b> | <b>Exempt</b> | <b>Original</b> |
|-----------------------------------|-------------------|-----------------------|---------------|-----------------|
| GRIECO, JOHN M                    | 37,400            | 118,542               | 26,970        | 1,837.85        |
| Griffin, Russell                  | 32,140            | 0                     | 0             | 458.00          |
| GRINDLE, AUDREY J                 | 25,000            | 10,815                | 21,750        | 200.43          |
| Grindle, Laurie                   | 25,500            | 57,385                | 21,750        | 871.17          |
| GROVE, HAROLD B                   | 40,900            | 101,368               | 21,750        | 1,717.38        |
| GROVE, HAROLD B                   | 54,540            | 0                     | 0             | 777.20          |
| GROVE, HAROLD B                   | 500               | 0                     | 0             | 7.13            |
| GROVE, HAROLD R                   | 26,250            | 125,624               | 21,750        | 1,854.27        |
| GROVER, ALAN S                    | 3,000             | 0                     | 0             | 42.75           |
| GROVER, ALAN S                    | 11,750            | 0                     | 0             | 167.44          |
| GROVER, ALAN S                    | 500               | 0                     | 0             | 7.13            |
| GROVER, DAWN ROWELL               | 25,000            | 93,533                | 21,750        | 1,379.16        |
| GRUMBACH, PETER W                 | 12,510            | 7,673                 | 0             | 287.61          |
| Guion, Nancy                      | 30,660            | 120,503               | 21,750        | 1,844.14        |
| Gullickson, Kami                  | 32,500            | 208,607               | 21,750        | 3,125.84        |
| HAHN, WILLIAM                     | 114,000           | 39,830                | 0             | 2,192.08        |
| HALL, TAMMY                       | 0                 | 18,738                | 18,738        | 0.00            |
| Hamlyn, Mark                      | 25,954            | 72,273                | 0             | 1,399.73        |
| HAMMOND, ALAN                     | 31,750            | 234,575               | 26,970        | 3,410.81        |
| HAMMOND, ALAN W                   | 18,540            | 0                     | 0             | 264.20          |
| HAMMOND, CHARLES                  | 25,500            | 0                     | 0             | 363.38          |
| HAMMOND, FAYE                     | 30,500            | 107,277               | 0             | 1,963.32        |
| HAMMOND, FAYE                     | 26,330            | 90,847                | 21,750        | 1,359.83        |
| HAMMOND, PATRICE M                | 48,250            | 74,747                | 21,750        | 1,442.77        |
| Harriman, Byron P                 | 27,250            | 45,982                | 21,750        | 733.62          |
| Harriman, Nicholas                | 27,400            | 93,004                | 0             | 1,715.76        |
| HARRIMAN, RICHARD &               | 36,917            | 186,797               | 21,750        | 2,877.99        |
| HARRISON, DAVID E                 | 36,945            | 181,994               | 21,750        | 2,809.94        |
| Hartenstein, Karen                | 111,370           | 31,526                | 0             | 2,036.27        |
| HARVEY, CRYSTAL                   | 26,250            | 27,483                | 21,750        | 455.76          |
| Harvey, Darrell A                 | 0                 | 14,293                | 14,293        | 0.00            |
| HARVEY, DARRELL N                 | 28,600            | 10,408                | 21,750        | 245.93          |
| HARVEY, FREDERICK                 | 25,100            | 24,144                | 21,750        | 391.79          |
| Harvey, Hazel, Shirleen & Clifton | 32,500            | 46,713                | 21,750        | 818.85          |
| HARVEY, JESSE                     | 31,000            | 167,293               | 21,750        | 2,515.74        |
| HARVEY, LINDA                     | 36,140            | 69,648                | 21,750        | 1,197.54        |
| HARVEY, MONICA                    | 0                 | 7,645                 | 7,645         | 0.00            |
| Harvey, Wade                      | 27,250            | 104,790               | 21,750        | 1,571.63        |
| HARVEY, WILLIAM L                 | 25,000            | 16,609                | 21,750        | 282.99          |
| HASKELL, JOSEPH BJR               | 26,250            | 97,813                | 26,970        | 1,383.58        |
| HASKELL, JOSEPH BJR               | 9,000             | 0                     | 0             | 128.25          |
| HASKELL, JOSEPH BJR               | 8,010             | 0                     | 0             | 114.14          |
| Haskell, Reichl B                 | 23,570            | 0                     | 0             | 335.87          |
| Haskell-Brown, Mariko             | 27,140            | 175,806               | 21,750        | 2,582.04        |
| HASLAM, HARRY K                   | 16,040            | 0                     | 0             | 228.57          |
| HASLAM, HARRY K                   | 28,050            | 94,047                | 21,750        | 1,429.94        |
| Havens, Donna                     | 28,500            | 95,591                | 21,750        | 1,458.36        |
| HAVEY, DONALD J                   | 25,000            | 64,704                | 21,750        | 968.34          |
| Healy, Brian                      | 26,960            | 132,468               | 21,750        | 1,961.91        |

## 2022 Real Estate Tax

| <b>Owner</b>                | <b>Land Value</b> | <b>Building Value</b> | <b>Exempt</b> | <b>Original</b> |
|-----------------------------|-------------------|-----------------------|---------------|-----------------|
| Heberling, Pamela L         | 29,750            | 41,777                | 0             | 1,019.26        |
| HELTON, JOHN                | 16,520            | 15,817                | 0             | 460.80          |
| Herrick, Mitchell           | 27,330            | 99,603                | 0             | 1,808.80        |
| HERSOM, MYRON E             | 5,850             | 0                     | 0             | 83.36           |
| HEWETT, MARY BETH           | 25,000            | 165,811               | 26,970        | 2,334.73        |
| HEWETT, MARY BETH           | 18,520            | 0                     | 0             | 263.91          |
| HEWETT, MARY BETH           | 6,080             | 0                     | 0             | 86.64           |
| HILLS, JEFF                 | 0                 | 10,152                | 10,152        | 0.00            |
| Holmes, Jason               | 0                 | 23,731                | 21,750        | 28.23           |
| HOMER, KEITH                | 7,290             | 1,500                 | 0             | 125.26          |
| HORTON, JOSHUA              | 27,250            | 85,086                | 21,750        | 1,290.85        |
| HOYT, ELLEN BRASSBRIDGE     | 26,820            | 73,301                | 26,970        | 1,042.40        |
| Hoyt, Ellen L               | 26,250            | 0                     | 0             | 374.06          |
| HOYT, LAWRENCE E JR         | 21,500            | 0                     | 0             | 306.38          |
| Hruby, Donna &              | 25,000            | 41,788                | 26,970        | 567.41          |
| Hruby, Gerald               | 26,350            | 80,652                | 0             | 1,524.78        |
| HRUBY, GERALD               | 25,800            | 147,787               | 21,750        | 2,163.68        |
| HUGHES NETWORK SYSTEMS, LLC | 0                 | 0                     | 0             | 16.46           |
| HUGHES NETWORK SYSTEMS, LLC | 0                 | 0                     | 0             | 16.80           |
| HUGHES, HOLLY D             | 29,000            | 133,210               | 21,750        | 2,001.56        |
| Hunter, Ada                 | 26,850            | 110,867               | 21,750        | 1,652.53        |
| HUNTER, ADA H               | 13,050            | 0                     | 0             | 185.96          |
| Hunter, Ada H               | 1,355             | 0                     | 0             | 19.31           |
| Hussey, Robert              | 3,240             | 0                     | 0             | 46.17           |
| Hussey, Robert              | 16,790            | 7,350                 | 0             | 344.00          |
| HUSSEY, ROBERT              | 8,190             | 0                     | 0             | 116.71          |
| Hussey, Robert              | 5,850             | 0                     | 0             | 83.36           |
| Hussey, Robert              | 19,030            | 0                     | 0             | 271.18          |
| HUSSEY, ROBERT              | 28,000            | 71,067                | 0             | 1,411.70        |
| HUSSEY, ROBERT C            | 18,390            | 0                     | 0             | 262.06          |
| HUSSEY, ROBERT C            | 9,790             | 0                     | 0             | 139.51          |
| HUSSEY, ROBERT C            | 25,000            | 116,786               | 21,750        | 1,710.51        |
| Hussey, William             | 28,200            | 0                     | 0             | 401.85          |
| Hustus, Dolly               | 26,000            | 40,311                | 0             | 944.93          |
| HUTCHINSON, EVERETT &       | 25,000            | 90,089                | 21,750        | 1,330.08        |
| Huysman, Martin Vincent     | 27,930            | 71,609                | 0             | 1,418.43        |
| Huysman, Martin Vincent     | 11,250            | 0                     | 0             | 160.31          |
| INGALLS, ALVIN E            | 26,350            | 134,413               | 26,970        | 1,906.55        |
| INGALLS, ALVIN E            | 11,250            | 0                     | 0             | 160.31          |
| ISZARD, MELISSA             | 15,300            | 500                   | 0             | 225.15          |
| ISZARD, MELISSA             | 34,450            | 55,188                | 21,750        | 967.40          |
| Jackson, Martin             | 4,320             | 0                     | 0             | 61.56           |
| JACQURD, LIV C              | 25,000            | 22,407                | 21,750        | 365.61          |
| JCLS Holding, LLC           | 25,500            | 0                     | 0             | 363.38          |
| JCLS Holdings, LLC          | 26,800            | 0                     | 0             | 381.90          |
| JCLS HOLDINGS, LLC          | 29,650            | 10,170                | 0             | 567.44          |

## 2022 Real Estate Tax

· PM

| Owner                                    | Land Value | Building Value | Exempt | Original |
|--|------------|----------------|--------|----------|
| Joanna W. Owen Revocable Trust Agreement | 31,250     | 87,883         | 0      | 1,697.65 |
| JOHNSON, JUNE                            | 30,750     | 30,227         | 26,970 | 484.60   |
| Joliat, Michael                          | 85,200     | 73,503         | 0      | 2,261.52 |
| JONES, DAMIEN A                          | 25,000     | 62,751         | 26,970 | 866.13   |
| JORDAN, DAVID                            | 31,830     | 0              | 0      | 453.58   |
| JORDAN, PHILIP & JOAN                    | 10,580     | 0              | 0      | 150.77   |
| Jordan, Philip & Joan                    | 20,890     | 0              | 0      | 297.68   |
| JORDAN, PHILIP & JOAN                    | 22,980     | 0              | 0      | 327.47   |
| JORDAN, PHILIP & JOAN                    | 50,000     | 64,325         | 21,750 | 1,319.19 |
| Judkins, Jennifer                        | 68,200     | 182,239        | 21,750 | 3,258.82 |
| K & D BERENYI, LLC                       | 26,250     | 98,269         | 21,750 | 1,464.46 |
| KEACH, GREG H                            | 54,400     | 209,440        | 21,750 | 3,449.78 |
| Keane, Lynette                           | 30,000     | 28,234         | 21,750 | 519.90   |
| Keane, Lynette                           | 17,390     | 17,461         | 0      | 496.63   |
| KEENE, JANET                             | 31,650     | 158,609        | 21,750 | 2,401.25 |
| KEENE, JANET                             | 17,840     | 0              | 0      | 254.22   |
| KEENE, JANET                             | 13,050     | 0              | 0      | 185.96   |
| KEENE, ROY                               | 18,390     | 0              | 0      | 262.06   |
| Keene, Roy &                             | 50,340     | 0              | 0      | 717.35   |
| Keene, Wade, Wesley, & Jessica           | 61,200     | 45,214         | 0      | 1,516.40 |
| Keene, Wade, Wesley, & Jessica           | 0          | 0              | 0      | 0.00     |
| KELLETT, CHRISTINE                       | 40,000     | 1,864          | 0      | 596.56   |
| KENISTON, KENNETH E                      | 30,000     | 117,761        | 21,750 | 1,795.66 |
| Kenney, Richard                          | 13,370     | 0              | 0      | 190.52   |
| Kenney, Richard                          | 56,100     | 149,953        | 21,750 | 2,626.32 |
| Kenney, Richard                          | 25,390     | 22,493         | 0      | 682.33   |
| Kincaid, Jonathan Andrew                 | 29,000     | 0              | 0      | 413.25   |
| KING, ASHLEY C                           | 25,000     | 118,675        | 21,750 | 1,737.43 |
| KINGSBURY, ERIC S                        | 25,630     | 79,652         | 21,750 | 1,190.33 |
| KINGSBURY, EVELYN L                      | 25,000     | 60,022         | 26,970 | 827.24   |
| KINGSBURY, JEAN E                        | 29,500     | 34,174         | 21,750 | 597.42   |
| KINGSBURY, JEAN E                        | 0          | 0              | 0      | 0.00     |
| KINGSBURY, MARK                          | 11,020     | 6,473          | 0      | 249.28   |
| KINGSBURY, MARK L                        | 31,000     | 150,145        | 21,750 | 2,271.38 |
| KINGSBURY, ROBERT                        | 27,050     | 50,600         | 21,750 | 796.58   |
| Kissinger, Robby C                       | 30,560     | 76,999         | 0      | 1,532.72 |
| KLEINSCHMIDT, CAROLINE S                 | 13,500     | 34,655         | 0      | 686.21   |
| Knaus-CUNNINGHAM, MARIAH                 | 13,180     | 0              | 0      | 187.82   |
| KNIGHT, EARL C JR                        | 25,930     | 91,346         | 21,750 | 1,361.25 |
| KNIGHT, LAURIE                           | 28,350     | 89,890         | 21,750 | 1,374.98 |
| KNOWLES, MARGARET H                      | 25,000     | 62,906         | 25,230 | 893.13   |
| KNOWLES, TREVOR A                        | 25,630     | 51,364         | 21,750 | 787.23   |
| Knowlton, Loretta                        | 26,250     | 22,281         | 0      | 691.57   |
| Knowlton, Loretta                        | 25,000     | 32,056         | 21,750 | 503.11   |
| Kroll, John                              | 25,000     | 33,376         | 0      | 831.86   |
| Labouliere, Kathleen &                   | 57,700     | 97,856         | 0      | 2,216.67 |
| Labouliere, Kathleen &                   | 14,760     | 0              | 0      | 210.33   |
| LABREQUE, KEITH D                        | 25,850     | 0              | 0      | 368.36   |



## 2022 Real Estate Tax

| <b>Owner</b>                 | <b>Land Value</b> | <b>Building Value</b> | <b>Exempt</b> | <b>Original</b> |
|------------------------------|-------------------|-----------------------|---------------|-----------------|
| LaCroix, Scott               | 27,050            | 176,428               | 21,750        | 2,589.62        |
| LAMBERT, JANET L             | 26,250            | 93,981                | 21,750        | 1,403.35        |
| Landers, Daniel              | 13,420            | 0                     | 0             | 191.24          |
| LANDRY, JAMES P              | 85,200            | 58,222                | 26,970        | 1,659.44        |
| LANE, ERIC M                 | 32,180            | 47,591                | 26,970        | 752.41          |
| Lane, James A                | 31,500            | 47,441                | 0             | 1,124.91        |
| LANE, JOEL N                 | 29,050            | 226,501               | 26,970        | 3,257.28        |
| LANE, LARRY                  | 26,000            | 95,165                | 21,750        | 1,416.66        |
| LANE, STEPHEN                | 2,320             | 0                     | 0             | 33.06           |
| LANE, STEPHEN                | 11,250            | 0                     | 0             | 160.31          |
| LANE, STEPHEN                | 28,500            | 114,305               | 21,750        | 1,725.03        |
| LANE, STEPHEN A              | 29,900            | 0                     | 0             | 426.08          |
| LANE, STEPHEN A              | 16,590            | 0                     | 0             | 236.41          |
| LANE, STEPHEN JR             | 1,940             | 0                     | 0             | 27.65           |
| LANE, STEPHEN JR             | 18,900            | 0                     | 0             | 269.33          |
| Lanphier, Stanley M Jr       | 25,000            | 110,549               | 21,750        | 1,621.64        |
| LARRABEE, JOSEPH P           | 71,675            | 107,875               | 26,970        | 2,174.27        |
| Laudicina, Anthony &         | 12,690            | 0                     | 0             | 180.83          |
| LAVIN DAVID D.               | 17,390            | 5,387                 | 0             | 324.57          |
| LAVIN DAVID D.               | 27,050            | 120,822               | 21,750        | 1,797.24        |
| LAVIN, DAVID D               | 28,500            | 0                     | 0             | 406.13          |
| Lavin, Jamie                 | 20,880            | 0                     | 0             | 297.54          |
| LAVIN, JAMIE                 | 31,960            | 155,869               | 21,750        | 2,366.63        |
| Lawler, Henry S. Trust       | 9,000             | 0                     | 0             | 128.25          |
| LDBR, LLC                    | 15,280            | 0                     | 0             | 217.74          |
| LEITES, JUSTIN               | 68,585            | 94,137                | 0             | 2,318.79        |
| Leites, Justin               | 31,250            | 400                   | 0             | 451.01          |
| Lemont, Kimberly             | 37,090            | 173,518               | 21,750        | 2,691.23        |
| Lewis, Elissa                | 29,320            | 141,378               | 21,750        | 2,122.51        |
| Lindell, Althea              | 28,000            | 220,058               | 21,750        | 3,224.89        |
| LINDELL, R KENNETH           | 7,200             | 0                     | 0             | 102.60          |
| LINSCOTT, CYRENA E           | 47,880            | 116,232               | 26,970        | 1,954.27        |
| Linscott, Richard &          | 32,000            | 38,468                | 0             | 1,004.17        |
| Littlefield, Barbara         | 31,250            | 7,563                 | 0             | 553.09          |
| LITTLEFIELD, BLAINE A &      | 33,830            | 0                     | 0             | 482.08          |
| LITTLEFIELD, BLAINE A. &     | 13,280            | 0                     | 0             | 189.24          |
| Littlefield, Chandler        | 0                 | 16,168                | 16,168        | 0.00            |
| LITTLEFIELD, HERBERT C       | 37,500            | 56,940                | 21,750        | 1,035.83        |
| LITTLEFIELD, JENNIFER        | 26,250            | 269,586               | 21,750        | 3,905.73        |
| Littlefield, Vaughan         | 22,420            | 0                     | 0             | 319.49          |
| LOCKE, JOYCE                 | 53,925            | 80,721                | 21,750        | 1,608.77        |
| LOVE, MATHEW A               | 33,500            | 13,569                | 21,750        | 360.80          |
| LYFORD, DOUGLAS              | 27,630            | 40,801                | 21,750        | 665.20          |
| LYFORD, DOUGLAS JR           | 27,270            | 51,459                | 21,750        | 811.95          |
| LYFORD, KENNETH E            | 27,330            | 50,913                | 21,750        | 805.03          |
| M. J. CONSTRUCTION, INC.     | 26,450            | 69,110                | 0             | 1,361.73        |
| MAC Management Services, LLC | 32,000            | 129,554               | 0             | 2,302.14        |
| MacDonald, Eric E            | 26,250            | 138,529               | 26,970        | 1,963.78        |
| MACMILLAN, JAMES HARDING     | 104,540           | 68,220                | 0             | 2,461.83        |

## 2022 Real Estate Tax

| <b>Owner</b>                     | <b>Land Value</b> | <b>Building Value</b> | <b>Exempt</b> | <b>Original</b> |
|----------------------------------|-------------------|-----------------------|---------------|-----------------|
| MAHANY, ETHEL B                  | 25,000            | 104,005               | 26,970        | 1,454.00        |
| Maine Coast Heritage Trust       | 43,630            | 0                     | 0             | 621.73          |
| Maine Coast Heritage Trust       | 29,630            | 0                     | 0             | 422.23          |
| MAINE ELECTRIC POWER CO.         | 0                 | 0                     | 0             | 49,956.41       |
| MAINE ELECTRIC POWER CO.         | 65,250            | 0                     | 0             | 929.81          |
| MAINE ELECTRIC POWER CO.         | 750               | 0                     | 0             | 10.69           |
| MAINE ELECTRIC POWER CO.         | 94,500            | 0                     | 0             | 1,346.63        |
| MAINE ELECTRIC POWER CO.         | 52,130            | 0                     | 0             | 742.85          |
| Maine Electric Power Company     | 46,500            | 0                     | 0             | 662.63          |
| Maine Electric Power Company     | 66,000            | 0                     | 0             | 940.50          |
| Maine RSA #1, Inc.               | 0                 | 0                     | 0             | 1,371.99        |
| Maine RSA #1, Inc.               | 0                 | 0                     | 0             | 1,891.92        |
| Maine Woods and Waters, LLC      | 4,545             | 0                     | 0             | 64.77           |
| MAJOR, DAVID B                   | 16,520            | 0                     | 0             | 235.41          |
| MANNER, FRANCIS III              | 0                 | 7,106                 | 0             | 101.26          |
| MANNER, FRANCIS R III            | 25,000            | 14,143                | 0             | 557.79          |
| MANNER, FRANCIS R III            | 39,500            | 45,952                | 21,750        | 907.75          |
| MANNER, FRANCIS R III            | 30,800            | 0                     | 0             | 438.90          |
| MANNER, FRANCIS R III            | 30,700            | 2,062                 | 0             | 466.86          |
| MANNER, FRANCIS R III            | 13,030            | 0                     | 0             | 185.68          |
| Manner, Francis R III            | 33,950            | 0                     | 0             | 483.79          |
| MANNER, FRANCIS RIII             | 10,030            | 0                     | 0             | 142.93          |
| Manner, Michael                  | 26,005            | 0                     | 0             | 370.57          |
| Manner, Michael                  | 35,750            | 61,757                | 0             | 1,389.47        |
| Manner, Michael                  | 51,187            | 0                     | 0             | 729.41          |
| MANNER, MICHAEL J                | 33,200            | 162,433               | 21,750        | 2,477.83        |
| Manner, Michael J                | 10,725            | 0                     | 0             | 152.83          |
| Marden, Beverly & Victor         | 29,970            | 45,735                | 0             | 1,078.80        |
| Marden, Maurice                  | 0                 | 8,747                 | 8,747         | 0.00            |
| Marden, Wayne                    | 33,930            | 14,946                | 21,750        | 386.55          |
| MARITIME & NORTHEAST<br>PIPELINE | 0                 | 0                     | 0             | 83,191.57       |
| Marshall, David                  | 25,000            | 72,030                | 0             | 1,382.68        |
| MARSHALL, RONALD P               | 12,510            | 0                     | 0             | 178.27          |
| MARSHALL, RONALD P               | 26,250            | 89,257                | 0             | 1,645.97        |
| Marsolini, Trudy E               | 41,590            | 0                     | 0             | 592.66          |
| Marsolini, Trudy E               | 34,590            | 0                     | 0             | 492.91          |
| Martin, Chester                  | 29,500            | 195,594               | 21,750        | 2,897.65        |
| Martin, Chester                  | 21,815            | 0                     | 0             | 310.86          |
| Martin, Muriel                   | 0                 | 26,291                | 21,750        | 64.71           |
| MARTIN, ROGER                    | 28,630            | 159,618               | 21,750        | 2,372.60        |
| MARTIN, ROGER C                  | 34,580            | 11,196                | 5,220         | 577.92          |
| MARTIN, SCOTT                    | 28,000            | 36,350                | 21,750        | 607.05          |
| Matthews, Daniel                 | 25,000            | 167,756               | 21,750        | 2,436.84        |
| Maxcy, David A                   | 0                 | 12,928                | 12,928        | 0.00            |
| MCFARLIN, DALE A                 | 16,860            | 0                     | 0             | 16.86           |
| MCFARLIN, DALE A                 | 16,860            | 0                     | 0             | 240.26          |
| MCFARLIN, DOUGLAS W              | 29,475            | 181,031               | 21,750        | 2,689.77        |
| McFarlin, Justin                 | 25,500            | 34,974                | 21,750        | 551.82          |

## 2022 Real Estate Tax

| <b>Owner</b>                            | <b>Land Value</b> | <b>Building Value</b> | <b>Exempt</b> | <b>Original</b> |
|---|-------------------|-----------------------|---------------|-----------------|
| MCGUIRE, MAUREEN P                      | 133,410           | 31,315                | 0             | 2,347.33        |
| MCHATTEN, JOHN M                        | 25,000            | 105,150               | 21,750        | 1,544.70        |
| MCINTIRE, CARL                          | 15,950            | 11,858                | 21,750        | 86.33           |
| MCINTIRE, HORACE                        | 25,000            | 51,950                | 0             | 1,096.54        |
| McKay, Jennipher                        | 25,000            | 100,662               | 3,480         | 1,741.09        |
| McKay, Samantha                         | 25,000            | 113,175               | 21,750        | 1,659.06        |
| MCKAY, SAMANTHA                         | 12,030            | 0                     | 0             | 171.43          |
| McKenna, Robert                         | 15,930            | 0                     | 0             | 227.00          |
| McManus, Scott                          | 107,860           | 33,819                | 0             | 2,018.93        |
| MCNEIL, JOSEPHINE                       | 15,570            | 0                     | 0             | 221.87          |
| MCNEIL, JOSEPHINE, MANETTA,<br>GAETANO  | 15,890            | 0                     | 0             | 226.43          |
| MCNEIL, JOSEPHINE, MANETTA,<br>GAETANO, | 62,600            | 5,813                 | 0             | 974.89          |
| McTague, Andrew                         | 27,050            | 19,183                | 21,750        | 348.88          |
| MEHRALI, MEHDI                          | 24,530            | 0                     | 0             | 349.55          |
| Mercer, Matthew                         | 5,490             | 0                     | 0             | 78.23           |
| Mercer, Matthew                         | 10,000            | 3,911                 | 0             | 198.23          |
| MERCER, ROBERT                          | 25,630            | 87,733                | 21,750        | 1,305.49        |
| MERCER, ROBERT N                        | 25,000            | 50,809                | 0             | 1,080.28        |
| MERRILL BLUEBERRY FARMS                 | 42,600            | 0                     | 0             | 607.05          |
| MERRILL BLUEBERRY FARMS INC             | 15,030            | 0                     | 0             | 214.18          |
| Mesaric, Linnea F                       | 25,000            | 94,019                | 0             | 1,696.02        |
| MICHAUD, SHARON                         | 105,600           | 62,037                | 0             | 2,388.83        |
| Milliken, Justin                        | 10,698            | 0                     | 0             | 152.45          |
| Millner, David                          | 31,600            | 43,010                | 0             | 1,063.19        |
| MINNICHIELLO, LOIS J                    | 16,240            | 0                     | 0             | 231.42          |
| MITCHELL, DOUGLAS H                     | 19,950            | 0                     | 0             | 284.29          |
| MITCHELL, DOUGLAS H                     | 26,450            | 108,509               | 26,970        | 1,538.84        |
| MITCHELL, KYLE                          | 15,170            | 0                     | 0             | 216.17          |
| Mitchell, Kyle                          | 18,340            | 0                     | 0             | 261.35          |
| MITCHELL, KYLE D                        | 28,411            | 166,366               | 21,750        | 2,465.63        |
| MITCHELL, RYAN S                        | 15,900            | 0                     | 0             | 226.58          |
| MONTGOMERY, MARSHA G                    | 26,550            | 142,376               | 21,750        | 2,097.26        |
| Moody, Cheyanne                         | 0                 | 4,929                 | 4,929         | 0.00            |
| Moody, Dakota                           | 0                 | 6,107                 | 6,107         | 0.00            |
| MOODY, JAMES                            | 0                 | 10,662                | 10,662        | 0.00            |
| MOORE, BRADLEY L                        | 46,240            | 235,038               | 21,750        | 3,698.27        |
| MOORE, D WAYNE                          | 23,390            | 0                     | 0             | 333.31          |
| MOORE, GERALD M                         | 25,000            | 64,894                | 21,750        | 971.05          |
| MORAN, DORIAN T                         | 9,000             | 0                     | 0             | 128.25          |
| MORAN, ETTA MAE                         | 23,390            | 0                     | 0             | 333.31          |
| MORAN, ETTA STEVENS                     | 38,850            | 63,648                | 0             | 1,460.60        |
| More In Guns LLC                        | 25,000            | 88,850                | 0             | 1,622.36        |
| Morgan Bay Boat Company                 | 31,000            | 359,354               | 0             | 5,562.54        |
| MORIN, GREGORY R                        | 27,000            | 44,938                | 26,970        | 640.79          |
| Morse, Huey                             | 32,404            | 196,730               | 21,750        | 2,955.22        |
| Moulton, Shannon                        | 0                 | 28,812                | 21,750        | 100.63          |
| MOULTON, SHANNON M                      | 0                 | 13,488                | 0             | 192.20          |

## 2022 Real Estate Tax

| <b>Owner</b>               | <b>Land Value</b> | <b>Building Value</b> | <b>Exempt</b> | <b>Original</b> |
|----------------------------|-------------------|-----------------------|---------------|-----------------|
| MYSHRALL, AMY              | 16,390            | 0                     | 0             | 233.56          |
| Myshrall, Ricky            | 9,900             | 0                     | 0             | 141.08          |
| MYSHRALL, RICKY A          | 26,550            | 153,126               | 21,750        | 2,250.45        |
| Nadeau, Benjamin P         | 25,930            | 68,073                | 21,750        | 1,029.61        |
| NAGLE, DIANE T             | 10,530            | 0                     | 0             | 150.05          |
| Nelson, James Edward III   | 9,560             | 0                     | 0             | 136.23          |
| NICKERSON, VERNON E        | 25,630            | 109,370               | 21,750        | 1,613.81        |
| Normann, David             | 20,390            | 200                   | 0             | 293.41          |
| NORMANN, DAVID R           | 36,000            | 86,568                | 21,750        | 1,436.66        |
| Norwood, Danielle          | 26,350            | 82,971                | 0             | 1,557.82        |
| Nowell, LYNDA M            | 27,150            | 60,903                | 21,750        | 944.82          |
| Nunez, Caesar              | 32,000            | 126,903               | 21,750        | 1,954.43        |
| NUTE, STEPHEN W            | 27,550            | 62,660                | 26,970        | 901.17          |
| OAKES, DAVID               | 28,050            | 293,654               | 21,750        | 4,274.34        |
| OBRIEN, WENDY              | 25,000            | 18,094                | 21,750        | 304.15          |
| Obropta, Christopher       | 30,000            | 89,549                | 0             | 1,703.57        |
| Oleksyk, Steven            | 21,815            | 0                     | 0             | 310.86          |
| OLEKSYK, STEVEN K          | 10,130            | 0                     | 0             | 144.35          |
| OLEKSYK, STEVEN K          | 32,613            | 136,492               | 21,750        | 2,099.81        |
| Oliver, Tracey             | 0                 | 19,093                | 0             | 272.08          |
| PARKER, ALVIN GEORGE       | 27,250            | 22,975                | 26,970        | 331.38          |
| Parker, Eric               | 30,720            | 116,811               | 21,750        | 1,792.38        |
| PARKER, JAMES              | 26,250            | 45,479                | 21,750        | 712.20          |
| Parker, Roy                | 26,950            | 75,478                | 21,750        | 1,149.66        |
| Parlin, Brianne N          | 28,000            | 16,912                | 21,750        | 330.06          |
| Patrick, Benjamin H        | 15,950            | 0                     | 0             | 227.29          |
| Patrick, James H           | 8,780             | 0                     | 0             | 125.12          |
| Patrick, James H           | 43,835            | 35,208                | 0             | 1,126.36        |
| Patrick, James H           | 11,280            | 0                     | 0             | 160.74          |
| Patrick, James H           | 22,980            | 0                     | 0             | 327.47          |
| PATRICK, JOSHUA R          | 27,055            | 79,277                | 21,750        | 1,205.29        |
| Patten, Jeffery            | 37,900            | 68,460                | 21,750        | 1,205.69        |
| PATTEN, RUSSELL            | 0                 | 11,610                | 11,610        | 0.00            |
| PATTEN, TERRY              | 26,650            | 49,917                | 0             | 1,091.08        |
| Patterson, Harry           | 25,500            | 47,558                | 0             | 1,041.08        |
| Paul, Wayne                | 25,502            | 170,580               | 21,750        | 2,484.23        |
| PEASE, LLOYD               | 30,750            | 27,622                | 21,750        | 521.86          |
| PECK, THOMAS B             | 31,000            | 178,926               | 21,750        | 2,681.51        |
| PECK, THOMAS B             | 16,440            | 0                     | 0             | 234.27          |
| PECK, THOMAS B             | 450               | 0                     | 0             | 6.41            |
| PECK, THOMAS B             | 11,250            | 0                     | 0             | 160.31          |
| Penobscot Natural Gas Inc. | 0                 | 124,320               | 0             | 1,771.56        |
| PEPE, TERRI                | 30,750            | 64,849                | 0             | 1,362.29        |
| Percival, Christopher &    | 25,000            | 130,869               | 21,750        | 1,911.20        |
| Percival, Christopher &    | 5,400             | 1,172                 | 0             | 93.65           |
| PERKINS, ADAM              | 27,480            | 190,181               | 21,750        | 2,791.73        |
| PERKINS, BARBARA J         | 25,000            | 98,667                | 26,970        | 1,377.93        |
| Perkins, Jean P            | 0                 | 64,769                | 0             | 922.96          |
| PERKINS, RONALD            | 25,000            | 29,524                | 21,750        | 467.03          |

## 2022 Real Estate Tax

| <b>Owner</b>                       | <b>Land Value</b> | <b>Building Value</b> | <b>Exempt</b> | <b>Original</b> |
|------------------------------------|-------------------|-----------------------|---------------|-----------------|
| Perkins, Ronald                    | 16,115            | 35,046                | 0             | 729.04          |
| Perkins-Fields, Nathaniel S        | 25,000            | 81,896                | 0             | 1,523.27        |
| Peters, Vincent Jerome             | 25,630            | 36,440                | 0             | 884.50          |
| Phelps, Brian A                    | 26,610            | 71,438                | 0             | 1,397.18        |
| PHILBRICK, LAURI                   | 70,140            | 15,782                | 0             | 1,224.39        |
| Philbrook, Carmen                  | 0                 | 1,000                 | 0             | 14.25           |
| Phillips, Kenneth                  | 25,100            | 0                     | 0             | 357.68          |
| Phillips, Kenneth                  | 25,800            | 104,940               | 21,750        | 1,553.11        |
| PHILLIPS, KENNETH D                | 27,330            | 43,865                | 0             | 1,014.53        |
| PHILLIPS, KENNETH D                | 18,900            | 0                     | 0             | 269.33          |
| PHILLIPS, KENNETH D                | 25,000            | 31,741                | 0             | 808.56          |
| Phillips, Richard                  | 25,500            | 248,075               | 0             | 3,898.44        |
| POITRAS, ROBERT A J                | 25,400            | 170,579               | 21,750        | 2,482.76        |
| POITRAS, ROBERT A J                | 11,250            | 0                     | 0             | 160.31          |
| PORTER, LYNN                       | 5,400             | 0                     | 0             | 76.95           |
| PORTER, LYNNE TRUSTEE              | 25,000            | 114,612               | 0             | 1,989.47        |
| POWELL, STACEY                     | 49,300            | 94,204                | 21,750        | 1,734.99        |
| Powers, Coley                      | 62,600            | 219,225               | 21,750        | 3,706.07        |
| Pratt, Wayne                       | 0                 | 17,748                | 0             | 252.91          |
| PRUE, FRANCIS J                    | 11,250            | 0                     | 0             | 160.31          |
| Pulis, Ryan J                      | 26,950            | 115,026               | 0             | 2,023.16        |
| Pulis, Ryan J                      | 2,070             | 0                     | 0             | 29.50           |
| Pupkis, Brian                      | 16,520            | 0                     | 0             | 235.41          |
| Pupkis, Margaret                   | 33,500            | 163,157               | 21,750        | 2,492.42        |
| PURDY, HAROLD LIVING TRUST         | 44,330            | 0                     | 0             | 631.70          |
| QUIGLEY, DONALD L                  | 26,650            | 169,795               | 26,970        | 2,415.02        |
| Quillia, Daniel                    | 35,500            | 57,347                | 21,750        | 1,013.13        |
| QUIRION, LEONARD                   | 16,180            | 0                     | 0             | 230.57          |
| R & R FAMILY LAND HOLDINGS,<br>LLC | 45,782            | 0                     | 0             | 652.39          |
| RAINEY, JOHN P                     | 33,650            | 140,633               | 21,750        | 2,173.60        |
| RAINEY, SARAH M                    | 27,780            | 104,120               | 21,750        | 1,569.64        |
| RANCOURT, CLAYTON W III            | 30,790            | 134,200               | 0             | 2,351.11        |
| Rancourt, Danielle                 | 34,600            | 164,681               | 0             | 2,839.75        |
| Rancourt, Danielle L               | 52,980            | 0                     | 0             | 754.97          |
| RANCOURT, KENNETH D JR             | 25,380            | 111,536               | 21,750        | 1,641.12        |
| Rawson, Alan J                     | 26,250            | 75,962                | 0             | 1,456.52        |
| Reagan, Jane                       | 28,000            | 67,008                | 0             | 1,353.86        |
| RECTOR, WILLIAM L                  | 30,550            | 55,435                | 21,750        | 915.35          |
| REDMOND, JEANNINE                  | 20,880            | 0                     | 0             | 297.54          |
| REDMOND, JEANNINE                  | 5,400             | 0                     | 0             | 76.95           |
| REDMOND, JEANNINE                  | 26,250            | 54,855                | 26,970        | 771.42          |
| REDMOND, LAURENCE H                | 29,500            | 48,967                | 0             | 1,118.15        |
| Redmond, Laurence H                | 28,500            | 12,464                | 0             | 583.74          |
| REDMOND, LAURENCE H                | 0                 | 16,179                | 0             | 230.55          |
| REDMOND, LAURENCE H                | 25,000            | 107,467               | 21,750        | 1,577.72        |
| REDMORE, LOUIS W                   | 1,620             | 0                     | 0             | 23.09           |
| REIS, JOHN S                       | 30,530            | 3,982                 | 0             | 491.80          |
| REIS, JOHN S                       | 26,510            | 62,593                | 0             | 1,269.72        |

## 2022 Real Estate Tax

| Owner  | Land Value | Building Value | Exempt | Original |
|--|------------|----------------|--------|----------|
| REYNOLDS, KATHLEEN A   | 26,250     | 73,117         | 21,750 | 1,106.04 |
| REYNOLDS, PETER  | 33,000     | 161,435        | 21,750 | 2,460.76 |
| Ricard, Benjamin   | 25,000     | 82,458         | 26,970 | 1,146.95 |
| Rich, Gerald Sr., Janice, & Gerald Jr.   | 33,150     | 181,513        | 0      | 3,058.95 |
| RICH, GERALD T SR  | 16,390     | 0              | 0      | 233.56   |
| ROBBINS, JOSEPH W  | 0          | 31,822         | 0      | 453.46   |
| Robbins, Walter A JR   | 40,550     | 238,314        | 21,750 | 3,663.87 |
| ROBERT, ALBERT L   | 19,760     | 0              | 0      | 281.58   |
| ROBERT, ALBERT L   | 52,360     | 161,594        | 21,750 | 2,738.91 |
| ROBERT, ALBERT L   | 25,000     | 11,800         | 0      | 524.40   |
| ROBERT, BONNIE   | 27,250     | 184,667        | 0      | 3,019.82 |
| ROBERT, SHANE P  | 28,350     | 221,842        | 21,750 | 3,255.30 |
| ROBERTSON, ANITA   | 13,986     | 0              | 0      | 199.30   |
| Robertson, Jane L  | 9,500      | 1,000          | 0      | 149.63   |
| Robertson, Rhonda  | 9,680      | 2,562          | 0      | 174.45   |
| Robertson, Rhonda  | 25,130     | 99,616         | 21,750 | 1,467.69 |
| ROBERTSON, RHONDA  | 25,500     | 68,960         | 0      | 1,346.06 |
| ROBERTSON, RHONDA  | 3,684      | 0              | 0      | 52.50    |
| ROBERTSON, RHONDA  | 7,773      | 0              | 0      | 110.77   |
| ROBINSON, LISA   | 0          | 15,681         | 15,681 | 0.00     |
| Rockey, Jill   | 0          | 0              | 0      | 0.00     |
| Rockey, Jill   | 199,020    | 90,394         | 21,750 | 3,814.21 |
| Rogers, Benjamin   | 20,000     | 59,582         | 0      | 1,134.04 |
| ROGERS, ERIC W   | 27,480     | 135,147        | 21,750 | 2,007.50 |
| Rowland, Noah M  | 12,696     | 0              | 0      | 180.92   |
| ROWLAND, NOAH M  | 11,807     | 0              | 0      | 168.25   |
| RSA Properties LLC   | 31,250     | 0              | 0      | 445.31   |
| RSA Properties LLC   | 0          | 0              | 0      | 0.00     |
| Ryder, Amanda  | 34,250     | 84,188         | 0      | 1,687.74 |
| Ryder, Eric  | 0          | 6,572          | 0      | 93.65    |
| Salo, LeeAne   | 0          | 9,819          | 0      | 139.92   |
| Sanders, Roxanne J   | 26,000     | 88,028         | 21,750 | 1,314.96 |
| SAUER, EDWARD  | 25,500     | 55,298         | 21,750 | 841.43   |
| Scharff, Robert J  | 26,550     | 137,192        | 21,750 | 2,023.39 |
| Scharff, Robert J  | 0          | 0              | 0      | 0.00     |
| SCHMIDT, DOUGLAS   | 17,590     | 0              | 0      | 250.66   |
| SCIENTIFIC GAMES   | 0          | 0              | 0      | 17.96    |
| INTERNATIONAL INC. c/o Ryan, LLC and its affiliate Ryan Tax Compliance Services, LLC |            |                |        |          |
| SCIENTIFIC GAMES   | 0          | 0              | 0      | 17.10    |
| INTERNATIONAL INC. c/o Ryan, LLC and its affiliate Ryan Tax Compliance Services, LLC |            |                |        |          |
| SEARSPORT CONGREGATION OF JEHOVAA  | 15,890     | 2,333          | 0      | 259.68   |
| SEEKINS, CYNTHIA P   | 25,930     | 105,484        | 21,750 | 1,562.71 |
| Seekins, Kevin   | 0          | 12,388         | 12,388 | 0.00     |

## 2022 Real Estate Tax

| <b>Owner</b>  | <b>Land Value</b> | <b>Building Value</b> | <b>Exempt</b> | <b>Original</b> |
|---|-------------------|-----------------------|---------------|-----------------|
| Seekins, Larry & Tammy Seekins Hall &                                     | 31,250            | 28,925                | 21,750        | 547.56          |
| Seekins, Michael  | 25,070            | 41,644                | 21,750        | 640.74          |
| Seger, Robert Jr  | 0                 | 7,274                 | 0             | 103.65          |
| SEGER, SUSAN  | 25,000            | 82,232                | 21,750        | 1,218.12        |
| Seymour, Thomas R   | 25,000            | 51,539                | 21,750        | 780.74          |
| Shafer, Lisa  | 25,000            | 84,275                | 0             | 1,557.17        |
| SHAW, MICHAEL   | 27,150            | 85,731                | 21,750        | 1,298.62        |
| Shaw, Michael   | 7,200             | 0                     | 0             | 102.60          |
| Shields, Frank  | 25,000            | 98,439                | 21,750        | 1,449.07        |
| SKAGGS, DAVID   | 38,450            | 128,207               | 21,750        | 2,064.92        |
| Skillings, Gene F Jr  | 26,020            | 0                     | 0             | 370.79          |
| SKILLINGS, GLEN   | 0                 | 620                   | 0             | 8.84            |
| SKILLINGS, GLEN   | 29,060            | 27,315                | 0             | 803.34          |
| SKILLINGS, GLEN   | 26,250            | 105,892               | 21,750        | 1,573.09        |
| Skillings, Jill   | 0                 | 7,357                 | 0             | 104.84          |
| Skillings, Jon  | 0                 | 9,532                 | 0             | 135.83          |
| SKILLINGS, JON PAUL   | 40,469            | 45,467                | 21,750        | 914.65          |
| SKILLINGS, JON PAUL   | 0                 | 0                     | 0             | 0.00            |
| Smith, Kyle-Andrew M. &   | 32,450            | 6,048                 | 0             | 548.60          |
| Smith, Mandy  | 0                 | 16,955                | 16,955        | 0.00            |
| Smith, Peggy  | 27,100            | 69,897                | 0             | 1,382.21        |
| SMITH, SYDNEY   | 0                 | 4,428                 | 0             | 63.10           |
| SOUSA, CYNTHIA  | 27,550            | 178,681               | 26,970        | 2,554.47        |
| SOUSA, ERIN-KATE  | 27,780            | 80,725                | 21,750        | 1,236.26        |
| SOUTHARD, DANA L  | 26,750            | 127,446               | 21,750        | 1,887.36        |
| SOUTHARD, DAVID A   | 27,350            | 133,691               | 21,750        | 1,984.90        |
| SOUTHARD, DAVID A   | 500               | 0                     | 0             | 7.13            |
| SOUTHLAND, DONALD AJR   | 36,000            | 0                     | 0             | 513.00          |
| Southland, Donald III   | 0                 | 6,230                 | 6,230         | 0.00            |
| SOUTHLAND, DONALD JR  | 43,180            | 60,467                | 21,750        | 1,167.03        |
| SPAULDING, EDWARD   | 3,780             | 0                     | 0             | 53.87           |
| SPAULDING, EDWARD C   | 25,000            | 73,992                | 21,750        | 1,100.70        |
| SPAULDING, HEIRS OF WILLIAM   | 790               | 0                     | 0             | 11.26           |
| SPOUT HILL LEASING INC  | 27,850            | 81,456                | 0             | 1,557.61        |
| ST. CLAIR, SUE  | 22,700            | 48,664                | 21,750        | 707.00          |
| STAPLES, ARTHUR L   | 45,380            | 0                     | 0             | 646.67          |
| STAPLES, ARTHUR L   | 29,500            | 105,560               | 21,750        | 1,614.67        |
| STAPLES, ARTHUR L   | 0                 | 0                     | 0             | 0.00            |
| STAPLES, DAVID TRUSTEE  | 183,250           | 65,413                | 0             | 3,543.45        |
| Staples, Jack & Melissa   | 3,560             | 0                     | 0             | 50.73           |
| Staples, Jack & Melissa   | 26,350            | 147,145               | 21,750        | 2,162.37        |
| Staples, Trustee of the Judith A.   | 25,630            | 69,042                | 0             | 1,349.08        |
| Staples, Trustee of the Judith A. Living Trust                            | 30,390            | 19,773                | 0             | 714.82          |
| Stephen B. Jeffries, Trust of the Benjamin E. Jeffries Marital QTIP Trust | 11,295            | 0                     | 0             | 160.95          |

## 2022 Real Estate Tax

| Owner   | Land Value | Building Value | Exempt | Original |
|---|------------|----------------|--------|----------|
| Stephen B. Jeffries, Trust of the Benjamin E. Jeffries Marital QTIP Trust | 13,024     | 29,210         | 0      | 601.83   |
| STEVENS, ONEL C. & JOY A.   | 25,000     | 71,731         | 0      | 1,378.42 |
| STEVENS, ONEL C. & JOY A.   | 0          | 0              | 0      | 0.00     |
| Stewart, Kristoffer M   | 25,000     | 93,606         | 0      | 1,690.14 |
| Stewart, Pamela J   | 17,000     | 0              | 0      | 242.25   |
| STEWART, THOMAS K   | 25,380     | 114,478        | 21,750 | 1,683.04 |
| STILLMAN, LANCE R   | 28,500     | 90,039         | 21,750 | 1,379.24 |
| STIMPSON, GENE  | 0          | 9,672          | 0      | 137.83   |
| STONE, ROY  | 8,350      | 0              | 0      | 118.99   |
| STONE, ROY  | 38,130     | 144,366        | 0      | 2,600.57 |
| STONE, ROY  | 27,250     | 200,037        | 21,750 | 2,928.90 |
| STONE, ROY  | 41,025     | 6,743          | 0      | 680.69   |
| Stone, Shawn  | 25,000     | 0              | 0      | 356.25   |
| STONE, SHAWN  | 27,250     | 144,422        | 21,750 | 2,136.39 |
| Stone, Valerie  | 25,200     | 0              | 0      | 359.10   |
| Story, Toni & Sheila Leach  | 126,170    | 37,270         | 0      | 2,329.02 |
| STRATTON, PAUL  | 25,000     | 134,697        | 21,750 | 1,965.74 |
| Strickland, Leanne V  | 25,000     | 133,261        | 21,750 | 1,945.28 |
| STUPFER, MATTHEW  | 25,630     | 49,165         | 0      | 1,065.83 |
| Stupfer, Valerie  | 28,000     | 35,562         | 21,750 | 595.82   |
| Super Family Revocable Trust  | 19,008     | 0              | 0      | 270.86   |
| SYKES, DONALD A   | 28,500     | 208,434        | 21,750 | 3,066.37 |
| TANG, NANCY   | 65,080     | 230,164        | 21,750 | 3,897.29 |
| TARDIFF, JANE   | 26,550     | 153,991        | 21,750 | 2,262.77 |
| Taylor, Karee E   | 26,250     | 91,383         | 21,750 | 1,366.33 |
| TAYLOR, KELLY   | 27,050     | 85,549         | 21,750 | 1,294.60 |
| Taylor, Mary Ann  | 29,670     | 170,996        | 21,750 | 2,549.55 |
| TAYLOR, RUSSELL   | 30,390     | 0              | 0      | 433.06   |
| TAYLOR, RUSSELL   | 10,830     | 0              | 0      | 154.33   |
| TAYLOR, RUSSELL S   | 25,000     | 104,237        | 26,970 | 1,457.30 |
| TD Bank, N.A.   | 25,000     | 80,481         | 21,750 | 1,193.17 |
| TD Bank, N.A.   | 2,700      | 0              | 0      | 38.48    |
| TD Bank, N.A.   | 5,810      | 0              | 0      | 82.79    |
| THE GEORGE C. ALLEN PROPERTY TRUST  | 21,771     | 0              | 0      | 310.24   |
| Thibodeau, Michael  | 42,650     | 348,482        | 0      | 5,573.63 |
| THIBODEAU, NOEL   | 25,200     | 128,622        | 21,750 | 1,882.03 |
| THOMPSON, BRIAN C II  | 27,150     | 106,179        | 0      | 1,899.94 |
| THOMPSON, JOHN  | 55,900     | 164,220        | 21,750 | 2,826.77 |
| THURSTON, DEANNA M  | 9,000      | 0              | 0      | 128.25   |
| TimePayment Corp  | 0          | 0              | 0      | 54.16    |
| TRENTELMAN, ALLISON P   | 28,510     | 82,928         | 21,750 | 1,278.05 |
| Treworgy, Garrett   | 27,630     | 43,487         | 0      | 1,013.42 |
| TREWORGY, LAURIE L  | 25,000     | 106,616        | 21,750 | 1,565.59 |
| TRIPP, BARRY E., JOSHUA D, AMBER D., ABBY M.,                             | 26,750     | 92,046         | 26,970 | 1,308.52 |
| TRIPP, CLARENCE E. & CECELIA  | 27,680     | 0              | 0      | 394.44   |



## 2022 Real Estate Tax

| <b>Owner</b>                                    | <b>Land Value</b> | <b>Building Value</b> | <b>Exempt</b> | <b>Original</b> |
|---|-------------------|-----------------------|---------------|-----------------|
| Tripp, Denise                                   | 26,250            | 102,567               | 21,750        | 1,525.70        |
| TRIPP, DORIS                                    | 56,111            | 128,047               | 21,750        | 2,314.31        |
| TRIPP, GARY W                                   | 27,278            | 136,469               | 21,750        | 2,023.46        |
| Tripp, Gerald                                   | 75,760            | 47,405                | 0             | 1,755.10        |
| Tripp, Joshua                                   | 28,500            | 245,973               | 21,750        | 3,601.30        |
| TRIPP, KENNETH                                  | 25,800            | 121,820               | 21,750        | 1,793.65        |
| Tripp, Lawrence                                 | 27,150            | 133,335               | 21,750        | 1,976.97        |
| TRIPP, MICHAEL                                  | 116,400           | 56,780                | 0             | 2,467.82        |
| Tripp, Michael                                  | 43,862            | 52,726                | 0             | 1,376.38        |
| Tripp, Michael                                  | 4,518             | 0                     | 0             | 64.38           |
| Tripp, Michael &                                | 53,560            | 17,358                | 0             | 1,010.58        |
| Tripp, Michael &                                | 21,997            | 18,996                | 0             | 584.15          |
| Tripp, Michael &                                | 11,068            | 0                     | 0             | 157.72          |
| TRIPP, MICHAEL A                                | 36,000            | 231,841               | 21,750        | 3,506.80        |
| TRIPP, MICHAEL A                                | 9,000             | 0                     | 0             | 128.25          |
| TRIPP, MICHAEL A                                | 23,390            | 0                     | 0             | 333.31          |
| TRIPP, MICHAEL A                                | 37,092            | 0                     | 0             | 528.56          |
| TRIPP, PAUL                                     | 18,750            | 56,693                | 0             | 1,075.06        |
| Tripp, Paul Edmund                              | 31,250            | 14,752                | 21,750        | 345.59          |
| TRIPP, RICHARD C                                | 25,000            | 94,398                | 0             | 1,701.42        |
| TRIPP, ROBERT                                   | 92,160            | 0                     | 0             | 1,313.28        |
| TRIPP, ROBERT D                                 | 26,250            | 18,378                | 0             | 635.95          |
| TRIPP, ROBERT D., BARRY<br>E., JOSHUA D., AMBER | 19,390            | 0                     | 0             | 276.31          |
| Tripp, Tony                                     | 27,390            | 0                     | 0             | 390.31          |
| TRIPP, TONY                                     | 22,734            | 4,579                 | 0             | 389.21          |
| TRIPP, TONY L                                   | 49,235            | 144,564               | 21,750        | 2,451.70        |
| Tripp, Wayne                                    | 28,550            | 169,351               | 0             | 2,820.09        |
| TRIPP, WAYNE C                                  | 27,400            | 242,407               | 21,750        | 3,534.81        |
| TRIPP, WELDON E                                 | 25,000            | 79,057                | 26,970        | 1,098.49        |
| TRIPP, WELDON E                                 | 17,390            | 0                     | 0             | 247.81          |
| TRIPP, WELDON E                                 | 23,740            | 0                     | 0             | 338.30          |
| TRUGLIO, ANTHONY &                              | 10,530            | 0                     | 0             | 150.05          |
| Tufankjian, Charles                             | 13,160            | 0                     | 0             | 187.53          |
| Tufankjian, Charles                             | 4,810             | 0                     | 0             | 68.54           |
| Tufo, Mark                                      | 45,340            | 392,429               | 21,750        | 5,928.27        |
| Tufo, Mark                                      | 8,210             | 0                     | 0             | 116.99          |
| TUFTS, RAYMOND                                  | 8,820             | 0                     | 0             | 125.69          |
| TUFTS, RAYMOND                                  | 17,500            | 48,128                | 21,750        | 625.26          |
| TUFTS, RONALD                                   | 7,200             | 0                     | 0             | 102.60          |
| TUFTS, RONALD                                   | 0                 | 20,943                | 0             | 298.44          |
| TUFTS, ZONNIE                                   | 32,000            | 75,554                | 0             | 1,532.64        |
| TULLER, CONSTANCE                               | 25,000            | 133,334               | 21,750        | 1,946.32        |
| TULLER, CONSTANCE                               | 55,004            | 9,415                 | 0             | 917.97          |
| TWOMBLY, SEAN                                   | 28,000            | 112,369               | 0             | 2,000.26        |
| U.S. Bank National Association                  | 0                 | 0                     | 0             | 55.02           |
| UNDERWOOD, LAURIE                               | 25,930            | 64,430                | 21,750        | 977.69          |
| VALLIERE, LISA Q                                | 26,350            | 95,753                | 21,750        | 1,430.03        |
| VALLIERE, MICHAEL E                             | 9,000             | 0                     | 0             | 128.25          |

## 2022 Real Estate Tax

| <b>Owner</b>                              | <b>Land Value</b> | <b>Building Value</b> | <b>Exempt</b> | <b>Original</b> |
|---|-------------------|-----------------------|---------------|-----------------|
| Varner, Walter, Delores &                 | 41,600            | 23,550                | 0             | 928.39          |
| Varner, Walter, Delores &                 | 16,590            | 0                     | 0             | 236.41          |
| Vaughan, Courtlynd &                      | 17,120            | 0                     | 0             | 243.96          |
| Vaughan, Courtlynd &                      | 28,500            | 79,836                | 0             | 1,543.79        |
| VEINOTE, GENE                             | 25,000            | 51,867                | 0             | 1,095.35        |
| VERIZON                                   | 0                 | 21,330                | 0             | 303.95          |
| VERIZON                                   | 0                 | 11,000                | 0             | 156.75          |
| VERIZON WIRELESS                          | 0                 | 0                     | 0             | 301.49          |
| Vertefeuille, Marcia L                    | 25,630            | 110,250               | 21,750        | 1,626.35        |
| Vertefeuille, Marcia                      | 7,614             | 0                     | 0             | 108.50          |
| ViaSat, Inc.                              | 0                 | 0                     | 0             | 28.50           |
| Waddell, Christopher L.                   | 0                 | 0                     | 0             | 0.00            |
| Waddell, Christopher L.                   | 27,250            | 154,206               | 0             | 2,585.75        |
| Waddell, Christopher L.                   | 13,520            | 0                     | 0             | 192.66          |
| WALDO PIERCE LIBRARY<br>BUILDING          | 26,250            | 200,801               | 227,051       | 1,144.56        |
| Wancus, Alan M                            | 28,700            | 66,253                | 0             | 1,353.08        |
| Ward, Ann                                 | 25,000            | 91,485                | 0             | 1,659.91        |
| Waters, Susanne U. &                      | 30,000            | 211,978               | 21,750        | 3,138.25        |
| WATSON, KRISTY D                          | 25,500            | 74,405                | 21,750        | 1,113.71        |
| WEAVER, RITA M                            | 30,000            | 96,689                | 21,750        | 1,495.38        |
| WEBSTER, ANDREW                           | 0                 | 89,249                | 21,750        | 961.86          |
| Webster, Glendora                         | 25,000            | 74,887                | 0             | 1,423.39        |
| Wells Fargo Vendor Financiaol<br>Serv LLC | 0                 | 0                     | 0             | 1,126.38        |
| Wentworth, John                           | 22,250            | 197,589               | 0             | 3,132.71        |
| Wess, Lucille J.                          | 25,000            | 59,102                | 0             | 1,198.45        |
| Wheaton, Zachary                          | 0                 | 11,904                | 11,904        | 0.00            |
| Whitcomb Jr., Rodney &                    | 26,850            | 99,885                | 21,750        | 1,496.04        |
| Whitcomb, Amanda                          | 26,750            | 22,534                | 21,750        | 392.36          |
| Whitcomb, Deborah                         | 0                 | 7,924                 | 7,924         | 0.00            |
| WHITCOMB, ROLAND                          | 28,500            | 222,996               | 0             | 3,583.82        |
| Whitcomb, Ryan Alan                       | 29,250            | 116,564               | 21,750        | 1,767.91        |
| WHITE, ADA E                              | 25,000            | 50,616                | 0             | 1,077.53        |
| WHITE, HERBERT III                        | 0                 | 31,181                | 21,750        | 134.39          |
| WHITE, HERBERT W                          | 34,250            | 124,838               | 26,970        | 1,882.68        |
| Whitmore, David                           | 26,130            | 105,572               | 21,750        | 1,566.82        |
| Whitten, Dorilyn                          | 103,360           | 28,229                | 0             | 1,875.14        |
| WIGHT, DAVID                              | 500               | 0                     | 0             | 7.13            |
| WIGHT, DAVID                              | 62,379            | 324,859               | 21,750        | 5,208.20        |
| WIGHT, DAVID                              | 800               | 0                     | 0             | 11.40           |
| WILBUR, DALTON A                          | 25,000            | 93,562                | 21,750        | 1,379.57        |
| WILBUR, DANA A                            | 28,500            | 137,806               | 21,750        | 2,059.92        |
| WILBUR, DAVID                             | 32,050            | 377,529               | 0             | 5,836.50        |
| WILBUR, DAVID M                           | 60,450            | 241,875               | 21,750        | 3,998.19        |
| Wilbur, Jordan                            | 0                 | 98,865                | 21,750        | 1,098.89        |
| WILLIAMS, BETTY A., As Trustee<br>of the  | 30,000            | 142,371               | 26,970        | 2,071.96        |
| Williams, Colin S                         | 32,450            | 54,385                | 21,750        | 927.46          |

## 2022 Real Estate Tax

| <b>Owner</b>             | <b>Land Value</b> | <b>Building Value</b> | <b>Exempt</b> | <b>Original</b> |
|--------------------------|-------------------|-----------------------|---------------|-----------------|
| WILLIAMS, DEBORAH        | 33,500            | 59,391                | 21,750        | 1,013.76        |
| WILLIAMS, Hildegard      | 19,140            | 0                     | 0             | 272.75          |
| WILSON, ANN              | 81,876            | 76,280                | 21,750        | 1,943.79        |
| Wilson, Jack &           | 25,360            | 88,278                | 21,750        | 1,309.40        |
| WILSON, TIMOTHY          | 29,720            | 104,926               | 0             | 1,918.71        |
| WILSON, TIMOTHY          | 0                 | 0                     | 0             | 0.00            |
| Wing, Kenneth L          | 25,000            | 76,784                | 0             | 1,450.42        |
| WOMACK, ANGELA           | 0                 | 5,121                 | 0             | 72.97           |
| WOOD, JERROLD C          | 181,440           | 74,843                | 0             | 3,652.03        |
| Woods, David J. &        | 42,300            | 169,875               | 0             | 3,023.49        |
| WORSTER, JANE            | 30,000            | 138,655               | 21,750        | 2,093.40        |
| WRIGHT, FRANKLIN & ALICE | 25,000            | 24,941                | 0             | 711.66          |
| Wright, Wayne            | 34,100            | 181,640               | 0             | 3,074.30        |
| Yorks, Dereck T. &       | 25,000            | 137,058               | 21,750        | 1,999.39        |
| Yorks, Dereck T. &       | 3,060             | 0                     | 0             | 43.61           |
| Yorks, Derek T. &        | 16,890            | 0                     | 0             | 240.68          |
| Yorks, Derek T. &        | 29,800            | 2,855                 | 0             | 465.33          |
| Yorks, Derek T. &        | 7,470             | 0                     | 0             | 106.45          |
| YOUNG, JOHN B            | 30,007            | 104,039               | 21,750        | 1,600.22        |
| YOUNG, JOHN B            | 4,620             | 0                     | 0             | 65.84           |
| YOUNG, LARRY             | 1,620             | 0                     | 0             | 23.09           |
| YOUNG, LARRY             | 37,050            | 25,292                | 0             | 888.37          |
| Zito, Francis            | 27,170            | 115,995               | 21,750        | 1,730.16        |
| ZUKOSKI, CHESTER G       | 30,750            | 178,035               | 26,970        | 2,590.86        |

## Outstanding Taxes/Liens as of December 31, 2022

\*paid after 12/31/22

| <u>Taxpayer:</u>           | <u>2022</u> | <u>2021</u> | <u>2020</u> |
|----------------------------|-------------|-------------|-------------|
| Adams, Mary Jane           | *302.61     |             |             |
| Adams, Nicholas            | 239.26      |             |             |
| Adams, Nicholas            | 2,174.39    |             |             |
| Adams, Nicholas            | 409.69      |             |             |
| Aiguier, Michael           | 413.39      | 433.06      | 453.77      |
| Aiguier, Michael           | 242.54      | 258.56      | 330.89      |
| Aiguier, Michael           | 556.95      | 579.68      | 665.48      |
| Aiguier, Michael           | 251.37      | 267.58      | 326.69      |
| Allen, Gregory G           | *389.48     |             |             |
| Anderson, Jeffrey          | *662.67     | 599.51      | *715.00     |
| Anderson, Jeffrey/Tami     | *1,617.52   |             |             |
| Anderson, Sandra           | 1,008.75    |             |             |
| Baker, Glenn               | 128.25      |             |             |
| Baker, Glenn               | 1,297.53    |             |             |
| Baker, Randy               | 100.75      |             |             |
| Beard, James P             | 226.43      |             |             |
| Berking, Francis J. Bauman | 597.65      |             |             |
| Bishop, Javan & Katherine  | 1,159.94    |             |             |
| Bishop, Javan & Deborah    | 3,052.75    |             |             |
| Blackden, Charles          | *226.43     |             |             |
| Blackden, Charles          | *128.25     |             |             |
| Boger, Joanne              | *4,691.67   |             |             |
| Boldstridge, Alton         | 135.80      |             |             |
| Boldstridge, Alton         | 866.96      |             |             |
| Bouchey, Rene Michelle     | 651.01      |             |             |
| Boyd Brook Framing, Inc.   | 144.35      | 158.28      |             |
| Boyd Brook Framing, Inc.   | 239.69      | 255.65      |             |
| Boyd Brook Framing, Inc.   | 370.64      | 389.40      |             |
| Bragdon, Tammy             | 903.74      | *949.57     |             |
| Brainerd, Wade             | 4,057.62    |             |             |
| Brassbridge, Michelle      | 268.73      |             |             |
| Brown, Ashley              | 160.31      |             |             |
| Brown, Lockwood            | 1,191.73    |             |             |
| Brown-Haskell, Mariko      | 555.18      |             |             |
| Callahan, Doretta          | 1,136.08    | 1,123.87    |             |
| Callahan, Doretta          | 199.93      | 215.05      |             |
| Callahan, Edward           | 262.06      | 278.50      |             |
| Chase, Chris               | 626.06      |             |             |
| Christle, Michele          | 55.15       |             |             |
| Clark, Scott               | 1,095.23    | 1,117.35    |             |
| Clarke, Helen              | 1,635.77    |             |             |
| Curtis, Vicki              | 1,068.86    | 967.70      |             |
| Danforth, Michael          | 700.12      |             |             |
| Danforth, Norman           | 719.31      |             |             |
| Danis, Richard & Barbara   | 913.77      | 944.12      | 1,061.08    |
| Day, Pamela                | 128.25      |             |             |
| Decarlo, Allison           | 389.74      | 408.91      |             |
| Decarlo, Alexander         | 1,992.49    |             |             |

| <u>Taxpayer:</u>                  | <u>2022</u> | <u>2021</u> | <u>2020</u> |
|-----------------------------------|-------------|-------------|-------------|
| Demmons, Kenneth                  | 708.52      |             |             |
| Dennison, Nathan & Kristin        | 273.72      |             |             |
| Doyon, Joey & Holly               | 356.25      |             |             |
| Doyon, Joey & Holly               | 2,145.28    |             |             |
| Emerson, Jessica                  | 616.48      | 640.49      |             |
| Emerson, Jessica                  | 102.60      | 115.64      |             |
| Est. of Rolande O'Clair           | 732.85      | 712.04      |             |
| Falkowski, James                  | 203.92      |             |             |
| Farrington, Toby                  | 128.25      |             |             |
| Fuller, Melissa                   | 1,358.08    |             |             |
| Gabriel, Eric                     | 886.34      | 868.79      |             |
| Gallant, Jean                     | 352.09      | 292.96      |             |
| Geel, Dana                        | 1,288.71    |             |             |
| Gillo, Lisa                       | 242.93      | 211.66      | 265.99      |
| Glidden, Anthony                  | 160.31      | 174.58      |             |
| Glidden, Anthony                  | 276.31      | 293.05      |             |
| Glidden, Anthony                  | 237.12      | 253.03      |             |
| Glidden, Anthony                  | 764.24      | 380.47      |             |
| Gould, Scott                      | 221.30      |             |             |
| Grendell, Shane                   | 721.98      |             |             |
| Grendell, Shane                   | 196.89      |             |             |
| Grindle, Gregg                    | 200.43      |             |             |
| Grindle, Laurie                   | 871.17      |             |             |
| Gullickson, Kami                  | 3,125.84    |             |             |
| Hammond, Faye                     | 1,300.75    |             |             |
| Hammond, Faye                     | 361.63      |             |             |
| Hammond, Patrice                  | 806.75      |             |             |
| Harriman, Byron                   | 733.62      | 712.82      |             |
| Harvey, Darrrell & Cheryl         | 245.93      |             |             |
| Harvey, Frederick                 | 391.79      |             |             |
| Harvey, Linda                     | 1,197.54    |             |             |
| Harvey, Monica                    | 250.66      |             |             |
| Hewett, Marybeth                  | 263.91      |             |             |
| Hewett, Marybeth                  | 86.64       |             |             |
| Hewett, Marybeth                  | 2,334.73    |             |             |
| Homer, Keith                      | 76.64       |             |             |
| Hustus, Dolly                     | 944.93      |             |             |
| Judkins, Jennifer                 | *3,258.82   |             |             |
| Kellett, Christine                | 596.56      | 51.54       |             |
| Kingsbury, Jean                   | *320.26     |             |             |
| Kingsbury, Robert                 | 796.58      |             |             |
| Knowles, Margaret                 | 893.13      |             |             |
| Knowlton, Loretta                 | 503.11      |             |             |
| Lane, Eric                        | 752.41      |             |             |
| Lane, Stephen                     | 33.06       |             |             |
| Lane, Stephen                     | 223.97      |             |             |
| Lavin, Jamie                      | 297.54      | 314.74      |             |
| Lemont, Kimberly                  | 2,691.23    |             |             |
| Lewis, Elissa                     | 1,131.24    |             |             |
| Linscott, Richard & Gracie, Holly | 1,004.17    |             |             |
| M.J. Construction                 | 781.70      |             |             |

| <u>Taxpayer:</u>              | <u>2022</u> | <u>2021</u> | <u>2020</u> |
|-------------------------------|-------------|-------------|-------------|
| MacMillan, James              | 2,461.83    |             |             |
| Manner, Michael               | 729.41      | 755.83      |             |
| Manner, Michael               | 370.57      | 389.33      |             |
| Manner, Michael               | 1,389.47    | 1,429.97    |             |
| Manner, Michael               | 152.83      | 166.94      |             |
| Manner, Michael               | 2,477.83    | 2,494.25    |             |
| Matthews, Daniel & Michele    | 2,436.84    |             |             |
| McFarlin, Dale                | 240.26      |             |             |
| McIntire, Carl                | 86.33       |             |             |
| McKay Jennipher               | 1,741.09    |             |             |
| McTague, Andrew               | 348.88      | 319.88      | *271.13     |
| Mesaric, Linnea               | 1,696.02    |             |             |
| Milliken, Justin              | 152.45      |             |             |
| Mitchell, Ryan                | 226.58      |             |             |
| Moody, Dakota                 | 91.79       |             | 144.48      |
| Moran, Dorian                 | 128.25      |             |             |
| Moran, Etta Mae               | 333.31      |             |             |
| Moran, Etta Mae               | 1,460.60    |             |             |
| Moulton, Shannon              | 100.63      |             |             |
| Moulton, Shannon              | 192.20      |             |             |
| Nunez, Caesar & Debra         | 1,954.43    |             |             |
| O'Brien, Wendy                | 304.15      | 274.19      | 333.86      |
| Oliver, Tracey                | 272.08      | 288.73      | 349.65      |
| Pattern, Jeffery & Judy       | 1,117.98    |             |             |
| Patten, Terry                 | 1,091.08    |             |             |
| Phelps, Brian                 | 1,397.18    |             |             |
| Philbrick, Lauri              | 1,224.39    | 1,261.36    |             |
| Pratt, Wayne/Parker, Kristy   | 252.91      | 269.16      |             |
| Quillia, Daniel & Deborah     | 1,013.13    | 998.30      |             |
| Rancourt, Danielle            | 2,839.75    |             |             |
| Rancourt, Danielle            | 754.97      |             |             |
| Redmond, Laurence             | 583.74      |             |             |
| Redmond, Laurence             | 1,118.15    |             |             |
| Redmond, Laurence             | 230.55      |             |             |
| Reynlds, Peter & Amanda       | 2,406.76    |             |             |
| Ricard, Benjamin              | 1,146.95    |             |             |
| Ryder, Eric                   | 93.65       | 106.50      | 151.83      |
| Salo, LeeAne & Paul           | 139.92      | 146.84      | 203.13      |
| Seekins, Kevin                |             | 191.14      |             |
| Seekins, Larry, Tammy & Chris | 547.56      |             |             |
| Seekins, Michael              | 640.74      | 113.99      |             |
| Seger, Robert Jr.             | 103.65      | 116.71      |             |
| Seger, Susan                  | 1,218.12    |             |             |
| Skillings, Glen               | 105.82      |             |             |
| Smith, Sydney                 | 63.10       |             |             |
| Southland, Donald Jr.         | 513.00      |             |             |
| Southland, Donald Jr.         | 1,167.03    |             |             |
| Stewart, Pamela               | *242.25     |             |             |
| Strickland, Leanne            | 1,945.28    | 1,950.33    | 2,153.37    |
| Taylor, Russell               | 433.06      |             |             |
| Taylor, Russell               | 154.33      |             |             |

| <u>Taxpayer:</u>             | <u>2022</u> | <u>2021</u> | <u>2020</u> |
|------------------------------|-------------|-------------|-------------|
| Taylor, Russell              | 1,457.30    |             |             |
| Thompson, John               | 1,903.81    |             |             |
| Thurston, Deanna             | 128.25      |             |             |
| Tripp, Gerald & Denise       | 1,525.70    |             |             |
| Tripp, Gerald & Denise       | 1,755.10    |             |             |
| Tripp, Joshua                | 3,601.30    |             |             |
| Tripp, Lawrence & Wendy      | 1,976.97    |             |             |
| Tripp, Paul                  | 1,075.06    |             |             |
| Tripp, Paul                  | 345.59      |             |             |
| Tripp, Wayne                 | 2,820.09    |             |             |
| Tufts, Ronald                | 102.60      |             |             |
| Valliere, Lisa               | 1,430.03    |             |             |
| Valliere, Lisa               | 128.25      |             |             |
| Vaughan, Courtlynd & Ryleigh | 243.96      |             |             |
| Vaughan, Courtlynd & Ryleigh | 1,543.79    |             |             |
| ViaSat, Inc                  | 27.98       |             |             |
| Whitcomb, Amanda             | 357.48      |             |             |
| Whitcomb, Rodney & Becca     | 1,496.04    |             |             |
| Williams, Deborah            | 1,013.76    |             |             |
| Wright, Franklin & Alice     | 711.66      | 271.73      |             |
| Yorks, Derek                 | 240.69      |             |             |
| Yorks, Derek                 | 465.33      |             |             |
| Yorks, Derek                 | 106.45      |             |             |
| <b>*paid after 12/31/22</b>  |             |             |             |

TOTALS:

## TREASURER'S REPORT

### Real Estate Tax Receipts:

|                                     |            |                       |
|-------------------------------------|------------|-----------------------|
| 2023 Prepaid Taxes                  | 1,455.25   |                       |
| 2022 Taxes                          | 903,040.89 |                       |
| 2022 Personal Property Taxes        | 334,309.42 |                       |
| 2021 Taxes                          | 133,911.30 |                       |
| 2021 Liens                          | 2,685.06   |                       |
| 2020 Liens                          | 13,036.36  |                       |
| 2019 Liens                          | 7,660.41   |                       |
| Abatements                          | -26,244.84 |                       |
| <b><u>Total Tax/Liens Paid:</u></b> |            | <b>\$1,369,853.85</b> |

### Other Receipts:

|                                     |            |
|-------------------------------------|------------|
| Motor Vehicle Excise Tax            | 223,533.32 |
| Boat Excise Tax                     | 1,077.80   |
| Clerk Fees                          | 8,068.25   |
| Animal Control                      | 504.00     |
| Interest on Taxes                   | 6,366.23   |
| Lien Costs on Taxes                 | 1,635.11   |
| Lien Interest                       | 1,531.52   |
| Homestead Reimbursement             | 64,982.00  |
| 2021 Homestead Reimbursement        | 16,680.00  |
| Checking Account Interest           | 1,438.06   |
| Maine Revenue Sharing               | 188,561.12 |
| Marriage License                    | 525.00     |
| Vital Statics Copies                | 831.00     |
| Concealed Weapons Permit            | 170.00     |
| Recreation Fund Raising/Fees        | 805.00     |
| Post Office Rent                    | 7,333.37   |
| DOT Assistance                      | 29,220.00  |
| Covid Rescue Plan                   | 62,934.50  |
| Trash Disposal Stickers             | 38,169.00  |
| Mt. Waldo Granite Sales             | 2,500.00   |
| Tree Growth Reimbursement           | 7,149.09   |
| Veterans Reimbursement              | 704.00     |
| General Assistance Reimbursement    | 653.91     |
| Town Forest Donation                | 250.00     |
| WC Dividend                         | 1,132.00   |
| 2021 Snowmobile Registration Refund | 364.10     |
| FVD Donations                       | 200.00     |
| Sale of Cutting Edges               | 1,000.00   |
| Rec Dept. Donation                  | 50.00      |
| Freightliner Refund                 | 44.64      |
| Overage on deposit                  | 68.76      |
| Waldo Pierce Reading Room           | 40.00      |
| 2022 BETE Reimbursement             | 978.00     |



|                                     |       |                   |
|-------------------------------------|-------|-------------------|
| Flag Reimbursement                  | 30.00 |                   |
| Consolidated Communication Refund   | 65.61 |                   |
| <b><u>Total Other Receipts:</u></b> |       | <b>669,595.39</b> |

**Fees Collected for the State of Maine:**

|                                     |           |                     |
|-------------------------------------|-----------|---------------------|
| Motor Vehicle Registrations         | 67,642.60 |                     |
| Motor Vehicle Sales Tax             | 34,200.49 |                     |
| Motor Vehicle Title Fees            | 5,181.00  |                     |
| Recreational Vehicle Registrations  | 9,979.00  |                     |
| Recreational Vehicle Sales Tax      | 4,633.86  |                     |
| Hunting & Fishing Licenses          | 5,072.50  |                     |
| Dog Licenses                        | 504.00    |                     |
| <b><u>Total Fees Collected:</u></b> |           | <b>\$127,213.45</b> |

|                              |                      |
|------------------------------|----------------------|
| Balance on January 1, 2022   | 953,560.08           |
| Total Receipts for 2022      | 2,166,662.72         |
| Abatements that went to cash | -1,564.39            |
| Checks Paid Out              | <u>-2,057,649.56</u> |
| Balance on December 31, 2022 | 1,061,008.83         |

# Selectemen's Report

## Planning Board

### Receipts:

Appropriated from Undesignated Funds 400.00

**Total Receipts:** 400.00

### Expenditures:

Anderson, Earl

Colson, Albert Sonny

Gower, Thor

Peck, Pamela

Stone, Shawn

Total Expenses:

**Balance to Undesignated Funds:**

## Code Enforcement

### Receipts:

Raised at Annual Meeting 3/22 1,000.00

**Total Receipts:** 1,000.00

### Expenditures:

Hall, Randy-Stipend 1,000.00

**Total Expenses:** -1,000.00

**Balance:** 0.00

## Mt. Waldo Granite

### Receipts:

Balance Carried Forward: 11,152.00

Sale of Granite 2,500.00

**Total Receipts:** 13,652.00

### Expenditures:

Appropriated to Rec. Dept. 5,000.00

**Total Expenses:** -5,000.00

**Balance Carried Forward:** 8,652.00

## Charity Request

### Receipts:

Raised at Annual Meeting 3/22 10,632.00

**Total Receipts:** 10,632.00

### Expenditures:

Spectrum Generations 300.00

WCAP 10,332.00

**Total Expenses:** -10,632.00

**Balance:** 0.00

### Solid Waste Disposal

**Receipts:**

Raised at Annual Meeting 3/22 24,496.00  
Appropriated from Undesignated Funds 38,504.00

**Total Receipts:** 63,000.00

**Expenditures:**

Penobscot Energy Recovery 31,057.37  
Pinkerton & Son's Disposal 28,050.00  
Trash Tags 1,247.00

**Total Expenses:** -60,354.37

**Balance to Undesignated Funds:** 2,645.63

### Septic Site Account

**Receipts:**

Raised at Annual Meeting 3/22 2,500.00

**Total Receipts:** 2,500.00

**Expenditures:**

Moore's Septic 2,500.00

**Total Expenses:** -2,500.00

**Balance:** 0.00

### Public Health Nurse

**Receipts:**

Appropriated from Undesignated Funds 300.00

**Total Receipts:** 300.00

**Expenditures:**

**Total Expenses:** 0.00

**Balance to Undesignated Funds:** 300.00

### Salaries

**Selectmen Salaries:**

Adams, Evelyn 3,699.96 11,100.00

Littlefield, Vaughan 3,699.96

McKay, Samantha 2,774.97

**Total Payroll:** -10,174.89

**Balance to Undesignated Fund:** 925.11

**Town Clerk's Salary:**

McLaughlin, Heather 44,796.07 45,000.00

**Total Payroll:** -44,796.07

**Balance to Undesignated Fund:** 203.93

**Road Commissioner Salary:**

Anderson, Jeffery 5,000.00 5,000.00

**Total Payroll:** -5,000.00

**Balance:** 0.00

**Animal Control Salaries:****Receipts:**

|                                       |               |
|---------------------------------------|---------------|
| Raised at Annual Meeting 3/22         | 3,359.00      |
| Appropriated from Undesignated Funds: | 1,641.00      |
| Dog License Fees                      | <u>504.00</u> |

|                               |                 |
|-------------------------------|-----------------|
| <b><u>Total Receipts:</u></b> | <b>5,504.00</b> |
|-------------------------------|-----------------|

**Expenditures:**

|                             |          |
|-----------------------------|----------|
| Joy, Daniel--Stipend/Salary | 1,424.94 |
| Joy, Daniel--Mileage        | 540.70   |
| Bangor Humane Society       | 1,902.40 |

|                               |                         |
|-------------------------------|-------------------------|
| <b><u>Total Expenses:</u></b> | <b><u>-3,868.04</u></b> |
|-------------------------------|-------------------------|

|  |                 |
|--|-----------------|
| <b><u>Balance to Undesignated Funds:</u></b> | <b>1,635.96</b> |
|--|-----------------|

**Election Clerks And Moderator:**

|                           |        |
|---------------------------|--------|
| Adams, Evelyn             | 165.75 |
| Gordon, Allan (Moderator) | 85.00  |
| Hruby, Donna              | 150.00 |
| Peck, Pamela              | 165.75 |
| Quigley, Glenna           | 151.20 |
| Redmond, Alice            | 639.60 |

|                 |
|-----------------|
| <b>2,000.00</b> |
|-----------------|

|                              |                         |
|------------------------------|-------------------------|
| <b><u>Total Payroll:</u></b> | <b><u>-1,357.30</u></b> |
|------------------------------|-------------------------|

|  |               |
|--|---------------|
| <b><u>Balance to Undesignated Funds:</u></b> | <b>642.70</b> |
|--|---------------|

**Payroll Taxes/Benefits****Receipts:**

|                                      |                 |
|--------------------------------------|-----------------|
| Raised at Annual Meeting 3/22        | 9,908.00        |
| Appropriated from Undesignated Funds | 1,070.00        |
| Workers' Comp Dividend               | <u>1,132.00</u> |

|                  |
|------------------|
| <b>12,110.00</b> |
|------------------|

**Expenditures:**

|                             |          |
|-----------------------------|----------|
| Social Security/Medicare    | 4,263.48 |
| Unemployment Compensation   | 138.18   |
| Workers' Comp Insurance     | 1,609.00 |
| Town Clerk Health Insurance | 2,951.18 |

|                               |                         |
|-------------------------------|-------------------------|
| <b><u>Total Expenses:</u></b> | <b><u>-8,961.84</u></b> |
|-------------------------------|-------------------------|

|  |                 |
|--|-----------------|
| <b><u>Balance to Undesignated Funds:</u></b> | <b>3,148.16</b> |
|--|-----------------|

**Frankfort Volunteer Fire Department****Receipts:**

|                               |               |
|-------------------------------|---------------|
| Raised at Annual Meeting 3/22 | 23,000.00     |
| Donations                     | 200.00        |
| Return Credits                | <u>275.58</u> |

|                  |
|------------------|
| <b>23,475.58</b> |
|------------------|

**Expenditures:**

|                                   |          |
|-----------------------------------|----------|
| AC Networks                       | 528.00   |
| Anderson, Jeffery (reimbursement) | 2,100.00 |
| Bangor Steel Service              | 94.16    |
| B & L Auto Parts                  | 351.38   |
| Buxton Service North Inc.         | 653.97   |

**Frankfort Volunteer Fire continued:**

|   |          |                          |
|---|----------|--------------------------|
| Central Maine Power                             | 1,072.59 |                          |
| Coastal Door                                    | 525.00   |                          |
| Desmond, Kenneth                                | 424.00   |                          |
| Erickson's Hardware                             | 203.17   |                          |
| Fire Tech & Safety                              | 4,000.87 |                          |
| Guay Fire Equipment                             | 120.00   |                          |
| Hammond Lumber                                  | 204.00   |                          |
| Hampden Hardware                                | 64.23    |                          |
| Hartford Life & Accident Insurance              | 374.00   |                          |
| Horizon Solutions LLC                           | 43.22    |                          |
| Independent Fuel Company                        | 2,392.55 |                          |
| Maine Municipal (Insurance)                     | 5,011.50 |                          |
| NAPA  | 152.18   |                          |
| Searsport Flags                                 | 677.00   |                          |
| Staples   | 73.27    |                          |
| State of Maine Surplus                          | 72.00    |                          |
| State of Maine Boiler Inspection                | 50.00    |                          |
| The Hope Group                                  | 47.28    |                          |
| Tyler's Auto Parts                              | 329.59   |                          |
| Watson, Joseph (reimbursement)                  | 640.26   |                          |
| Wellman Paving                                  | 81.06    |                          |
| Wentworth Family Corner Store                   | 361.03   |                          |
| Wex Bank (fuel)                                 | 636.59   |                          |
| Whitten's 2 Way                                 | 71.10    |                          |
| Work Store                                      | 168.00   |                          |
| <b><u>Total Expenses:</u></b>                   |          | <b><u>-21,522.00</u></b> |
| <b><u>Balance to FVD Equipment Account:</u></b> |          | <b><u>1,953.58</u></b>   |

**FVVD Equipment**

**Receipts:**

|   |          |
|---|----------|
| Balance carried forward from 2021               | 6,461.66 |
| Balance carried forward from 2021 expense acct. | 55.70    |

**Total Receipts:** **6,517.36**

**Expenditures:**

|                               |          |
|-------------------------------|----------|
| Anderson, Jeff reimb. for atv | 1,600.00 |
|-------------------------------|----------|

**Total Expenses:** **-1,600.00**

**Balance carried forward:** **4,917.36**

**West Frankfort Fire Dept**

**Receipts:**

|                               |                  |
|-------------------------------|------------------|
| Raised at Annual Meeting 3/22 | <u>23,000.00</u> |
|-------------------------------|------------------|

**Total Receipts:** **23,000.00**

**Expenditures:**

|                                    |          |
|------------------------------------|----------|
| Atlantic Communications            | 195.40   |
| Central Maine Power                | 1,174.05 |
| Consolidated Communications        | 503.52   |
| Fire Tech & Safety of New England  | 4,812.78 |
| Guay Fire Equipment                | 157.00   |
| Hartford Life & Accident Insurance | 408.00   |

**West Frankfort FD continued:**

|   |          |                          |
|---|----------|--------------------------|
| Health Connections                                | 10.00    |                          |
| Independent Fuel Company                          | 3,533.26 |                          |
| Industrial Protection Services                    | 2,282.00 |                          |
| Maine Municipal (insurance)                       | 4,491.00 |                          |
| Maine Oxy   | 227.70   |                          |
| Napa  | 338.44   |                          |
| P.D.Q. Door                                       | 1,128.65 |                          |
| Sam's Club  | 84.12    |                          |
| Walmart   | 81.00    |                          |
| Wash & Dryer                                      | 1,000.00 |                          |
| Wentworth Family Corner Store                     | 854.56   |                          |
| Wex Bank (fuel)                                   | 430.90   |                          |
| <b><u>Total Expenses:</u></b>                     |          | <b><u>-21,712.38</u></b> |
| <b><u>Balance carried to equipment acct.:</u></b> |          | <b><u>1,287.62</u></b>   |

**WFD Equipment**

|   |  |                         |
|---|--|-------------------------|
| <b><u>Receipts:</u></b>                 |  |                         |
| Balance Carried From 2021               |  | 11,275.51               |
| Balance Carried from Expense Acct. 2021 |  | <u>3,251.05</u>         |
| <b><u>Total Receipts:</u></b>           |  | <b><u>14,526.56</u></b> |
| <b><u>Expenditures:</u></b>             |  |                         |
| <b><u>Total Expenses:</u></b>           |  | <b><u>0.00</u></b>      |
| <b><u>Balance Carried Forward:</u></b>  |  | <b><u>14,526.56</u></b> |

**Emergency Management**

|  |  |                      |
|--|--|----------------------|
| <b><u>Receipts:</u></b>                      |  |                      |
| Appropriated from Undesignated Funds         |  | <u>500.00</u>        |
| <b><u>Total Receipts:</u></b>                |  | <b><u>500.00</u></b> |
| <b><u>Expenditures:</u></b>                  |  |                      |
| <b><u>Total Expenses:</u></b>                |  | <b><u>0.00</u></b>   |
| <b><u>Balance to Undesignated Funds:</u></b> |  | <b><u>500.00</u></b> |

**EMA Equipment**

|  |        |                        |
|--|--------|------------------------|
| <b><u>Receipts:</u></b>                |        |                        |
| Balance Carried from 2021              |        | <u>1,723.19</u>        |
| <b><u>Total Receipts:</u></b>          |        | <b><u>1,723.19</u></b> |
| <b><u>Expenditures:</u></b>            |        |                        |
| Jack's Electric                        | 440.00 |                        |
| Tyler's Auto Parts                     | 106.42 |                        |
| <b><u>Total Expenses:</u></b>          |        | <b><u>-546.42</u></b>  |
| <b><u>Balance Carried Forward:</u></b> |        | <b><u>1,176.77</u></b> |

**E911 Account**

|  |  |                        |
|--|--|------------------------|
| <b><u>Receipts:</u></b>                      |  |                        |
| Raised at Annual Meeting 3/22                |  | 500.00                 |
| Appropriated from Undesignated Funds         |  | <u>500.00</u>          |
| <b><u>Total Receipts:</u></b>                |  | <b><u>1,000.00</u></b> |
| <b><u>Expenditures:</u></b>                  |  |                        |
| <b><u>Total Expenses:</u></b>                |  | <b><u>0.00</u></b>     |
| <b><u>Balance to Undesignated Funds:</u></b> |  | <b><u>1,000.00</u></b> |

### Street Lighting

**Receipts:**

Raised at Annual Meeting 3/22 3,154.00  
Appropriated from Undesignated Funds 346.00

**Total Receipts:**

**3,500.00**

**Expenditures:**

Central Maine Power 2,809.59

**Total Expenses:**

**-2,809.59**

**Balance to Undesignated Funds:**

**690.41**

### Town Attorney Fees

**Receipts:**

Raised at Annual Meeting 3/22 10,000.00

**Total Receipts:**

**10,000.00**

**Expenditures:**

Kelly & Associates LLC 8,918.05

**Total Expenses:**

**-8,918.05**

**Balance to Undesignated Funds:**

**1,081.95**

### Winterport Ambulance

**Receipts:**

Raised at Annual Meeting 3/22 15,000.00

**Total Receipts:**

**15,000.00**

**Expenditures:**

Winterport Ambulance 15,000.00

**Total Expenses:**

**-15,000.00**

**Balance:**

**0.00**

### Building Maintenance

**Receipts:**

Appropriated from Post Office Revenue 4,467.00

Raised at Annual Meeting 3/22 5,533.00

**Total Receipts:**

**10,000.00**

**Expenditures:**

Buxton Service North 208.01

Dead River Company 449.95

Drew, Robert 180.00

Erickson's Hardware 81.23

McLaughlin, Heather (reimbursement) 102.15

Redmond Company 445.00

Roof Systems of Maine 534.00

Stetson, Joshua 6,500.00

**Total Expenses:**

**-8,500.34**

**Balance to Undesignated Funds:**

**\$1,499.66**

### Post Office Operations

#### Receipts:

|                                       |          |
|---------------------------------------|----------|
| Appropriated from Post Office Revenue | 3,533.00 |
| Appropriated from Undesignated Funds  | 967.00   |

#### Total Receipts:

4,500.00

#### Expenditures:

|  |          |
|--|----------|
| Anderson's Construction plowing/sweeping | 617.50   |
| Dead River Company                       | 3,590.47 |
| Maine Municipal (Insurance)              | 213.00   |
| Perkins, Ronald - mowing                 | 227.50   |

#### Total Expenses:

-4,648.47

#### Overdraft Balance:

-148.47

### Town Office Operations

#### Receipts:

|   |           |
|---|-----------|
| Raised at Annual Meeting 3/22           | 42,626.00 |
| Appropriated from Undesignated Funds    | 2,374.00  |
| Flag paid for by E. Adams               | 30.00     |
| Refund from Consolidated Communications | 65.61     |

#### Total Receipts:

45,095.61

#### Expenditures:

|  |          |
|--|----------|
| AC Networks                              | 1,910.09 |
| Anderson's Construction plowing/sweeping | 617.50   |
| Brown, Amy (notary)                      | 158.00   |
| Central Maine Power                      | 1,003.14 |
| Dead River Company                       | 3,590.48 |
| Drew, Robert                             | 44.75    |
| Erickson's Hardware                      | 205.41   |
| Guay Fire Equipment                      | 45.00    |
| Harris Computer (software/maint. Plan)   | 8,144.67 |
| Kyocera Document                         | 461.69   |
| Maine Municipal (insurance)              | 6,899.50 |
| Maine Municipal (dues)                   | 2,193.00 |
| Perkins, Ronald                          | 227.50   |
| Searsport Flags                          | 30.00    |
| Staples                                  | 2,114.22 |
| TechSource                               | 2,496.00 |
| Town of Frankfort (reimb. Petty cash)    | 431.61   |
| Tyler's                                  | 3.75     |
| Uniship Courier Services LLC             | 764.26   |
| US Bank (Copier)                         | 1,095.00 |
| USPS                                     | 3,020.10 |
| Wadman, James (audit)                    | 5,424.25 |
| Waldo County Reg. of Deeds               | 1,553.30 |
| Wentworth Family Corner Store            | 36.32    |

#### Total Expenses:

-42,469.54

#### Balance to Undesignated Funds:

2,626.07



### Parks & Recreation

**Receipts:**

|                                   |                 |
|-----------------------------------|-----------------|
| Appropriated from Granite Account | 5,000.00        |
| Fund Raising                      | 669.13          |
| Reimbursement for tee shirts      | <u>135.87</u>   |
| <b><u>Total Receipts:</u></b>     | <b>5,805.00</b> |

**Expenditures:**

|   |                         |
|---|-------------------------|
| Goodwin Glass (tee shirts)              | 135.87                  |
| Maine Municipal (insurance)             | 51.50                   |
| Moore's Septic-- Porta Potty            | 1,271.43                |
| Perkins, Ronald (memorial park mowing)  | 455.00                  |
| Perkins, Ronald (ballfield mowing)      | 2,275.00                |
| Fund Raising money moved to own account | 669.13                  |
| <b><u>Total Expenses:</u></b>           | <b><u>-4,857.93</u></b> |
| <b><u>Balance Carried Forward:</u></b>  | <b>947.07</b>           |

### Recreation Fund Raising

**Receipts:**

|  |               |
|--|---------------|
| 2022 Fund Raiser                       | <u>669.13</u> |
| <b><u>Balance Carried Forward:</u></b> | <b>669.13</b> |

### Ball Field Fundraiser

**Receipts:**

|                                    |               |
|------------------------------------|---------------|
| <b><u>Balance Carried Over</u></b> | <u>503.00</u> |
| <b><u>Balance Carried Over</u></b> | <b>503.00</b> |

### Cemetery Care

**Receipts:**

|  |                         |
|--|-------------------------|
| Raised at Annual Meeting 3/22                | 1,255.00                |
| Appropriated from Undesignated Funds         | <u>245.00</u>           |
| <b><u>Total Receipts:</u></b>                | <b>1,500.00</b>         |
| <b><u>Expenditures:</u></b>                  |                         |
| Ronald Perkins                               | 1,105.00                |
| Searsport Flags                              | 57.00                   |
| <b><u>Total Expenses:</u></b>                | <b><u>-1,157.25</u></b> |
| <b><u>Balance to Undesignated Funds:</u></b> | <b>342.75</b>           |

### General Assistance

**Receipts:**

|                                |                 |
|--------------------------------|-----------------|
| Carried over from 2021         | 2,465.00        |
| State of Maine (reimbursement) | <u>653.91</u>   |
| <b><u>Total Receipts:</u></b>  | <b>3,118.91</b> |

**Expenditures:**

|  |                         |
|--|-------------------------|
| Central Maine Power                    | 119.00                  |
| Independent Fuel Company               | 184.95                  |
| Kiley & Foley Funeral Home             | 1,025.00                |
| Maine Fuels                            | 397.50                  |
| Manner, Rob -- landlord                | 450.00                  |
| Rancourt, Danielle -- landlord         | 89.00                   |
| Swan Lake Grocery                      | 145.40                  |
| <b><u>Total Expenses:</u></b>          | <b><u>-2,410.85</u></b> |
| <b><u>Balance carried forward:</u></b> | <b>708.06</b>           |

### Waldo Pierce Reading Room

**Receipts:**

|                               |          |
|-------------------------------|----------|
| Raised at Annual Meeting 3/22 | 2,000.00 |
| Waldo Peirce Reading Room     | 40.00    |

**Total Receipts:**

**2,035.00**

**Expenditures:**

|                           |          |
|---------------------------|----------|
| Waldo Peirce Reading Room | 2,000.00 |
| Guay Fire Equipment       | 40.00    |

**Total Expenses:**

**-2,040.00**

**Balance:**

**0.00**

### Contract Plowing & Sand/Salt

**Receipts:**

|                              |            |
|------------------------------|------------|
| Appropriated from Excise Tax | 201,318.00 |
|------------------------------|------------|

**Total Receipts:**

**201,318.00**

**Expenditures:**

|                                   |            |
|-----------------------------------|------------|
| Anderson's Construction - Sand    | 24,546.21  |
| Anderson's Construction - Plowing | 161,318.30 |
| New Engand Salt Company           | 16,820.49  |
| Wellman Paving - Sand             | 1,386.00   |

**Total Expenditures:**

**-204,071.00**

**Overdraft:**

**-2,753.00**

### Roads & Bridges

**Receipts:**

|                                      |           |
|--------------------------------------|-----------|
| Raised at Annual Meeting 3/22        | 38,938.00 |
| Appropriated from Excise Tax         | 28,682.00 |
| Appropriated from Undesignated Funds | 13,000.00 |
| Appropriated from DOT Funds          | 29,380.00 |
| Sale of Cutting Edges                | 1,000.00  |

**Total Receipts:**

**111,000.00**

**Expenditures:**

|  |           |
|--|-----------|
| Anderson's Construction                | 30,901.67 |
| Buxton Service North (culverts)        | 12,391.64 |
| Central Maine Power                    | 326.60    |
| Koch, William                          | 112.00    |
| Maine Municipal (insurance)            | 629.50    |
| MaineStay Media                        | 54.12     |
| M.J. Construction                      | 27,623.00 |
| Moore's Septic (throwing out culverts) | 1,525.00  |
| Stone's Earthwork                      | 1,040.00  |
| Swan Screen                            | 297.60    |
| Vaughn Thibodeau                       | 88.80     |
| Wellman Paving                         | 12,000.00 |

**Total Expenses:**

**-86,989.93**

**Balance to Undesignated Funds:**

**24,010.07**

### Treat Point Road Repair Loan

|  |                          |
|--|--------------------------|
| <b><u>Receipts:</u></b>                      |                          |
| Raised at Annual Meeting 3/22                | <u>21,207.00</u>         |
| <b><u>Total Receipts:</u></b>                | <b>21,207.00</b>         |
| <b><u>Expenditures:</u></b>                  |                          |
| Katahdin Trust Loan Payment                  | 21,134.83                |
| <b><u>Total Expenditures:</u></b>            | <b><u>-21,134.83</u></b> |
| <b><u>Balance to Undesignated Funds:</u></b> | <b>135.17</b>            |

### Road Bond

|                                       |                           |
|---------------------------------------|---------------------------|
| <b><u>Receipts:</u></b>               |                           |
| Raised at Annual Meeting 3/22         | 123,029.00                |
| <b><u>Total Receipts:</u></b>         | <b>123,029.00</b>         |
| <b><u>Expenditures:</u></b>           |                           |
| Katahdin Trust Companu Annual Payment | 123,028.11                |
| <b><u>Total Expenditures:</u></b>     | <b><u>-123,028.11</u></b> |
| <b><u>Balance:</u></b>                | <b>0.00</b>               |

### Swan Lake Association

|                                   |                       |
|-----------------------------------|-----------------------|
| <b><u>Receipts:</u></b>           |                       |
| Raised at Annual Meeting 3/22     | <u>500.00</u>         |
| <b><u>Total Receipts:</u></b>     | <b>500.00</b>         |
| <b><u>Expenditures:</u></b>       |                       |
| Swan Lake Association             | 500.00                |
| <b><u>Total Expenditures:</u></b> | <b><u>-500.00</u></b> |
| <b><u>Balance:</u></b>            | <b>0.00</b>           |

### Frankfort Dam

|  |                      |
|--|----------------------|
| <b><u>Receipts:</u></b>                      |                      |
| Raised at Annual Meeting 3/22                | 64.00                |
| Appropriated from Undesignated Funds         | 1,936.00             |
| <b><u>Total Receipts:</u></b>                | <b>2,000.00</b>      |
| <b><u>Expenditures:</u></b>                  |                      |
| Hussey, Robert (reimbursement)               | 64.31                |
| <b><u>Total Expenses:</u></b>                | <b><u>-64.31</u></b> |
| <b><u>Balance to Undesignated Funds:</u></b> | <b>1,785.05</b>      |

### Winterport Snowmobile Club

|   |                       |
|---|-----------------------|
| <b><u>Receipts:</u></b>                   |                       |
| Inland Fisheries Snowmobile Reimbursement | <u>364.10</u>         |
| <b><u>Total Receipts:</u></b>             | <b>364.10</b>         |
| <b><u>Expenditures:</u></b>               |                       |
| Winterport Snowmobile Club                | 364.10                |
| <b><u>Total Expenditures:</u></b>         | <b><u>-364.10</u></b> |
| <b><u>Balance:</u></b>                    | <b>0.00</b>           |

### Town Clock

|  |                 |
|--|-----------------|
| <b><u>Receipts:</u></b>                |                 |
| Carry Over Funds                       | <u>2,500.00</u> |
| <b><u>Total Receipts:</u></b>          | <b>2,500.00</b> |
| <b><u>Balance Carried Forward:</u></b> | <b>2,500.00</b> |

## Education

### Receipts:

Budget for Fiscal Year 2022

1,021,044.00

### Total Receipts:

1,021,044.00

### Expenditures:

RSU #22

1,021,003.55

### Total Expenses:

-1,021,003.55

### Balance to Undesignated Funds:

40.45

## 2022 Bank Activity

### Katahdin Trust Bank:

#### General Checking Account:

Balance on January 1, 2022

\$953,560.08

Deposits

\$2,166,662.70

Abatement that went to cash

-\$1,564.39

Checks Paid Out

-\$2,057,649.56

Balance on December 31, 2022

**\$1,061,008.83**

#### Town Forest CD:

Balance on January 1, 2022

\$259,869.30

Interest

\$1,423.16

Balance on December 31, 2022

**\$261,292.46**

#### Town Forest Scholarship CD:

Balance on January 1, 2022

\$21,432.05

Interest

\$21.42

Balance on December 31, 2022

**\$21,453.47**

#### Town Forest CD:

Balance on January 1, 2022

\$102,100.48

Interest

\$306.71

Balance on December 31, 2022

**\$102,407.19**

#### Grace Fletcher Kelley Fund/Worthy Poor

Balance on January 1, 2022

\$8,276.38

Interest

\$5.50

Balance on December 31, 2022

**\$8,281.88**

### Bangor Savings Bank Cemetery Trust Funds

#### Sewall & Larrabee Trust Fund

Balance on January 1, 2022

\$153.85

Interest

\$0.04

Balance on December 31, 2021

**\$153.89**

#### Luella Bowden Trust Fund

Balance on January 1, 2022

\$782.08

Interest

\$0.24

Balance on December 31, 2022

**\$782.32**

#### Treat Point Trust Fund

Balance on January 1, 2022

\$1,296.40

Interest

\$0.39

Balance on December 31, 2022

**\$1,296.79**

**TOWN OF FRANKFORT**  
**GENERAL FUND**  
**STATEMENT OF ESTIMATED AND ACTUAL REVENUES**  
**FOR THE YEAR ENDED DECEMBER 31, 2022**

*Exhibit A-1*

| <i>Revenues</i>                                  | <i>Estimated</i>        | <i>Actual</i>    | <i>Over<br/>(Under)<br/>Budget</i> |
|--|-------------------------|------------------|------------------------------------|
| Taxes  |                         |                  |                                    |
| Property   | 1,380,544               | 1,397,132        | 16,588                             |
| Interest on Taxes/Lien Costs                     |                         | 9,533            | 9,533                              |
| Boat Excise                                      |                         | 1,078            | 1,078                              |
| Auto Excise                                      | 230,000                 | 222,586          | (7,414)                            |
|  | <u>1,610,544</u>        | <u>1,630,329</u> | <u>19,785</u>                      |
| Intergovernmental                                |                         |                  |                                    |
| Urban Rural Initiative                           | 29,380                  | 29,220           | (160)                              |
| Homestead Exemption                              | 87,249                  | 87,249           | -                                  |
| Veterans Reimbursement                           |                         | 704              | 704                                |
| BETE Reimbursement                               | 1,416                   | 978              | (438)                              |
| Snowmobile Reimbursement                         | 364                     | 364              | -                                  |
| Tree Growth Reimbursement                        |                         | 7,149            | 7,149                              |
|  | <u>118,409</u>          | <u>125,664</u>   | <u>7,255</u>                       |
| Local Sources                                    |                         |                  |                                    |
| Clerk Fees                                       |                         | 8,067            | 8,067                              |
| Post Office Rental                               | 8,000                   | 7,767            | (233)                              |
| Interest on Leases                               |                         | 329              | 329                                |
| Interest on Investments                          |                         | 1,438            | 1,438                              |
| Permits and Fees                                 |                         | 1,370            | 1,370                              |
| Trash Disposal Stickers                          |                         | 38,126           | 38,126                             |
| Recreation Revenue                               |                         | 805              | 805                                |
| Animal Control                                   | -                       | 504              | 504                                |
|  | <u>8,000</u>            | <u>58,406</u>    | <u>50,406</u>                      |
| Other Financing Sources (Uses)                   |                         |                  |                                    |
| Mount Waldo Granite Fund                         | 5,000                   | 5,000            | -                                  |
| Municipal Revenue Sharing                        | 150,000                 | 150,000          | -                                  |
|  | <u>155,000</u>          | <u>155,000</u>   | <u>-</u>                           |
| Total Revenues and Other Financing Sources       | 1,891,953               | <u>1,969,399</u> | <u>77,446</u>                      |
| Fund Balance Used to Reduce Taxes                | <u>82,456</u>           |                  |                                    |
| <b>Total Revenue and Use of<br/>Fund Balance</b> | <u><b>1,974,409</b></u> |                  |                                    |

TOWN OF FRANKFORT  
GENERAL FUND  
STATEMENT OF APPROPRIATIONS, EXPENDITURES AND BALANCES  
FOR THE YEAR ENDED DECEMBER 31, 2022

|                                  | Carry Over<br>January 1 | Town<br>Appropriation | Receipts &<br>Reimbursements | Transfers | Expenditures | Balances (Over) Under<br>Lapsed Carry Over<br>December 31 |
|----------------------------------|-------------------------|-----------------------|------------------------------|-----------|--------------|---|
| General Administration           |                         |                       |                              |           |              |   |
| Town Officer's Salaries          |                         | 68,100                |                              |           | 65,196       | 2,904   |
| Town Office Operations           |                         | 45,000                |                              |           | 42,385       | 2,615   |
| Post Office Repair & Maintenance |                         | 4,500                 |                              |           | 4,648        | (148)   |
| Town Office Building Repair      |                         | 10,000                |                              |           | 8,500        | 1,500   |
| Planning Board                   |                         | 400                   |                              |           | -            | 400   |
| Benefits                         |                         | 10,978                | 1,132                        |           | 8,952        | 3,158   |
| Legal - Town                     |                         | 10,000                |                              |           | 8,924        | 1,076   |
|                                  | -                       | 148,978               | 1,132                        | -         | 138,605      | 11,505  |
| Protection                       |                         |                       |                              |           |              |   |
| Village Fire Equipment           | 5,214                   | -                     |                              | 1,954     | 1,600        | -   |
| Village Fire Department          |                         | 23,000                |                              | (1,954)   | 21,046       | -   |
| West Frankfort Fire Department   |                         | 23,000                |                              | (1,288)   | 21,712       | -   |
| West Frankfort Fire Equipment    |                         |                       |                              | 1,288     | -            | 15,814  |
| 911 Expenses                     |                         | 1,000                 |                              |           | -            | 1,000   |
| Street Lights                    |                         | 3,500                 |                              |           | 2,810        | 690   |
| Ambulance                        |                         | 15,000                |                              |           | 15,000       | -   |
| Animal Control                   |                         |                       |                              |           |              |   |
| Emergency Management             |                         | 500                   |                              |           | -            | 500   |
| Emergency Management Equipment   | 1,723                   |                       |                              |           | 546          | -   |
| Code Enforcement                 |                         | 1,000                 |                              |           | 1,000        | -   |
|                                  | 21,463                  | 67,000                | -                            | -         | 63,714       | 2,190   |
| Health and Sanitation            |                         |                       |                              |           |              |   |
| Solid Waste                      |                         | 63,000                |                              |           | 60,354       | 2,646   |
| Public Health                    |                         | 300                   |                              |           | -            | 300   |
| Septage Disposal                 |                         | 2,500                 |                              |           | 2,500        | -   |
| General Assistance               | 2,498                   |                       | 1,021                        |           | 2,411        | -   |
|                                  | 2,498                   | 65,800                | 1,021                        | -         | 65,265       | 2,946   |
|                                  |                         |                       |                              |           |              | 1,108   |
|                                  |                         |                       |                              |           |              | 1,177   |
|                                  |                         |                       |                              |           |              | 22,559  |

**TOWN OF FRANKFORT  
GENERAL FUND  
STATEMENT OF APPROPRIATIONS, EXPENDITURES AND BALANCES  
FOR THE YEAR ENDED DECEMBER 31, 2022**

Exhibit A-2  
Page 2 of 2

|                                | Carry Over<br>January 1 | Town<br>Appropriation | Receipts &<br>Reimbursements | Transfers | Expenditures     | Balances (Over) Under |                           |
|--------------------------------|-------------------------|-----------------------|------------------------------|-----------|------------------|-----------------------|---------------------------|
|                                |                         |                       |                              |           |                  | Lapsed                | Carry Over<br>December 31 |
| Public Works                   |                         |                       |                              |           |                  |                       |                           |
| Road Crew                      |                         | -                     |                              |           | 112              | (112)                 |                           |
| Contract Plowing and Salt/Sand |                         | 201,318               |                              |           | 204,071          | (2,753)               |                           |
| Highways and Bridges           |                         | 110,000               |                              |           | 85,878           | 24,122                |                           |
| Road Bond Debt                 |                         | 123,029               |                              |           | 123,029          | -                     |                           |
| Road Repair Debt               |                         | 21,207                |                              |           | 21,135           | 72                    |                           |
|                                | -                       | 455,554               | -                            | -         | 434,225          | 21,329                | -                         |
| Culture and Recreation         |                         |                       |                              |           |                  |                       |                           |
| Parks and Recreation           |                         | 5,000                 |                              |           | 4,139            | 861                   |                           |
| Ballfield Fundraiser           | 503                     | -                     |                              |           | -                | -                     | 503                       |
| Library                        |                         | 2,000                 |                              |           | 2,000            | -                     |                           |
| Swan Lake                      |                         | 500                   |                              |           | 500              | -                     |                           |
| Frankfort Dam                  |                         | 2,000                 |                              |           | 215              | 1,785                 |                           |
| Snowmobile Club                |                         | 364                   |                              |           | 364              | -                     |                           |
| Repair Town Clock              | 2,500                   | -                     |                              |           | -                | -                     | 2,500                     |
|                                | 3,003                   | 9,864                 | -                            | -         | 7,218            | 2,646                 | 3,003                     |
| Cemeteries                     | -                       | 1,500                 |                              |           | 1,157            | 343                   | -                         |
| Unclassified                   |                         |                       |                              |           |                  |                       |                           |
| Charitable Organizations       |                         | 10,632                |                              |           | 10,632           | -                     |                           |
|                                | -                       | 10,632                | -                            | -         | 10,632           | -                     | -                         |
| Assessment                     |                         |                       |                              |           |                  |                       |                           |
| County Tax                     |                         | 180,654               |                              |           | 180,654          | -                     |                           |
| Education Appropriation        |                         | 1,021,044             |                              |           | 1,021,004        | 40                    |                           |
| Overlay/Overdrafts             |                         | 13,383                |                              |           | 34,789           | (21,406)              |                           |
|                                | -                       | 1,215,081             | -                            | -         | 1,236,447        | (21,366)              | -                         |
|                                | <b>26,964</b>           | <b>1,974,409</b>      | <b>2,153</b>                 | <b>-</b>  | <b>1,957,263</b> | <b>19,593</b>         | <b>26,670</b>             |

*TOWN OF FRANKFORT  
GENERAL FUND  
STATEMENT OF CHANGES IN UNASSIGNED FUND BALANCE  
FOR THE YEAR ENDED DECEMBER 31, 2022*

*Exhibit A-3*

|   |               |                       |
|---|---------------|-----------------------|
| Unassigned Fund Balance, January 1          |               | 684,851               |
| Budget Summary:                             |               |                       |
| Revenue Surplus                             | 77,446        |                       |
| Unexpended Balances of Appropriations       | <u>19,593</u> |                       |
| Budget Surplus                              |               | <u>97,039</u>         |
| Beginning Fund Balance Used to Reduce Taxes |               | <u>(82,456)</u>       |
| Unassigned Fund Balance, December 31        |               | <u><u>699,434</u></u> |



**TOWN OF FRANKFORT**  
**GENERAL RESTRICTED AND COMMITTED FUNDS**  
**COMBINING BALANCE SHEET**  
**FOR THE YEAR ENDED DECEMBER 31, 2022**

*Exhibit A-4*

| <i>Assets</i>                              | <i>Municipal<br/>Revenue<br/>Sharing</i> | <i>Forestry<br/>Reserve</i> | <i>Mount<br/>Waldo<br/>Granite</i> | <i>Total</i>   |
|--|--|-----------------------------|------------------------------------|----------------|
| Cash                                       |  | 363,705                     |                                    | 363,705        |
| Due From Other Funds                       | 113,950                                  | 2,000                       | 9,079                              | 125,029        |
| <b>Total Assets</b>                        | <b>113,950</b>                           | <b>365,705</b>              | <b>9,079</b>                       | <b>488,734</b> |
| <br><i>Liabilities and Fund Balance</i>    |  |                             |                                    |                |
| Liabilities                                |  |                             |                                    |                |
| Due To Other Funds                         |  |                             |                                    | -              |
| Total Liabilities                          | -  | -                           | -                                  | -              |
| Fund Balance                               |  |                             |                                    |                |
| Restricted                                 | 113,950                                  |                             |                                    | 113,950        |
| Committed                                  |  | 365,705                     | 9,079                              | 374,784        |
|  | 113,950                                  | 365,705                     | 9,079                              | 488,734        |
| <b>Total Liabilities and Fund Balances</b> | <b>113,950</b>                           | <b>365,705</b>              | <b>9,079</b>                       | <b>488,734</b> |

TOWN OF FRANKFORT

Exhibit A-5

GENERAL RESTRICTED AND COMMITTED FUNDS

COMBINING STATEMENT OF REVENUES, EXPENDITURES AND CHANGES IN FUND BALANCE  
FOR THE YEAR ENDED DECEMBER 31, 2022

|  | <i>Municipal<br/>Revenue<br/>Sharing</i> | <i>Forestry<br/>Reserve</i> | <i>Mount<br/>Waldo<br/>Granite</i> | <i>Total</i>   |
|--|--|-----------------------------|------------------------------------|----------------|
| Revenues   |  |                             |                                    |                |
| Intergovernmental  |  |                             |                                    |                |
| State  | 188,561                                  |                             |                                    | 188,561        |
| Local Sources  |  | 1,980                       | 2,927                              | 4,907          |
| Total Revenues   | 188,561                                  | 1,980                       | 2,927                              | 193,468        |
| Expenditures   |  |                             |                                    |                |
| Repairs & Maintenance  |  |                             |                                    | -              |
| Scholarships   |  |                             |                                    | -              |
| Total Expenditures   | -  | -                           | -                                  | -              |
| Excess of Revenues Over (Under) Expenditures                   | 188,561                                  | 1,980                       | 2,927                              | 193,468        |
| Other Financing Sources (Uses)                                 |  |                             |                                    |                |
| Transfers In   |  |                             |                                    | -              |
| Transfers Out  | (150,000)                                |                             | (5,000)                            | (155,000)      |
| Total Other Financing Sources (Uses)                           | (150,000)                                | -                           | (5,000)                            | (155,000)      |
| Excess of Revenues and Other Sources Over (Under) Expenditures | 38,561                                   | 1,980                       | (2,073)                            | 38,468         |
| Fund Balance - January 1                                       | 75,389                                   | 363,725                     | 11,152                             | 450,266        |
| <b>Fund Balance - December 31</b>                              | <b>113,950</b>                           | <b>365,705</b>              | <b>9,079</b>                       | <b>488,734</b> |

*TOWN OF FRANKFORT  
 ALL SPECIAL REVENUE FUNDS  
 COMBINING BALANCE SHEET  
 FOR THE YEAR ENDED DECEMBER 31, 2022*

*Exhibit B-1*

| <i>Assets</i>                              | <i>Scholarship</i> | <i>American Rescue<br/>Plan Act Funds</i> | <i>Coronavirus State<br/>and Local Fiscal<br/>Recovery Funds</i> | <i>Total</i>   |
|--|--------------------|---|--|----------------|
| Cash                                       | 21,455             |   |  | 21,455         |
| Due From Other Funds                       |                    | 125,723                                   | 20,000   | 145,723        |
| <b>Total Assets</b>                        | <b>21,455</b>      | <b>125,723</b>                            | <b>20,000</b>  | <b>167,178</b> |
| <br><i>Liabilities and Fund Balances</i>   |                    |   |  |                |
| Liabilities                                |                    |   |  |                |
| Due To Other Funds                         | 1,250              |   |  | 1,250          |
| Total Liabilities                          | 1,250              | -   | -  | 1,250          |
| Fund Balance                               |                    |   |  |                |
| Restricted                                 | 20,205             | 125,723                                   | 20,000   | 165,928        |
| <b>Total Liabilities and Fund Balances</b> | <b>21,455</b>      | <b>125,723</b>                            | <b>20,000</b>  | <b>167,178</b> |

*TOWN OF FRANKFORT  
 ALL SPECIAL REVENUE FUNDS  
 COMBINING STATEMENT OF REVENUES, EXPENDITURES AND CHANGES IN FUND BALANCE  
 FOR THE YEAR ENDED DECEMBER 31, 2022*

*Exhibit B-2*

|   | <i>Scholarship</i> | <i>American Rescue<br/>Plan Act Funds</i> | <i>Coronavirus State<br/>and Local Fiscal<br/>Recovery Funds</i> | <i>Total</i>   |
|---|--------------------|---|--|----------------|
| Revenues  |                    |   |  |                |
| Intergovernmental                               |                    | 62,934                                    |  | 62,934         |
| Local Sources                                   | 21                 |   |  | 21             |
| Total Revenues                                  | 21                 | 62,934                                    | -  | 62,955         |
| Expenditures                                    |                    |   |  |                |
| Scholarships                                    | 1,000              |   |  | 1,000          |
| Total Expenditures                              | 1,000              | -   | -  | 1,000          |
| Excess of Revenues Over (Under)<br>Expenditures | (979)              | 62,934                                    | -  | 61,955         |
| Fund Balance - January 1                        | 21,184             | 62,789                                    | 20,000   | 103,973        |
| <b>Fund Balance - December 31</b>               | <b>20,205</b>      | <b>125,723</b>                            | <b>20,000</b>  | <b>165,928</b> |

**TOWN OF FRANKFORT  
 COMBINING BALANCE SHEET  
 ALL PERMANENT FUNDS  
 DECEMBER 31, 2022**

*Exhibit C-1*

| <i>Assets</i>                              | <i>Cemetery<br/>Trust</i> | <i>Worthy<br/>Poor</i> | <i>Total</i>  |
|--|---------------------------|------------------------|---------------|
| Cash and Equivalents                       | 2,233                     | 8,290                  | 10,523        |
| Due From Other Funds                       | 502                       |                        | 502           |
| <b>Total Assets</b>                        | <b>2,735</b>              | <b>8,290</b>           | <b>11,025</b> |
| <br>                                       |                           |                        |               |
| <i>Liabilities and Fund Balances</i>       |                           |                        |               |
| Liabilities                                |                           |                        |               |
| Due To Other Funds                         |                           |                        | -             |
| Fund Balances                              |                           |                        |               |
| Non-Spendable                              | 2,150                     | 5,500                  | 7,650         |
| Assigned                                   | 585                       | 2,790                  | 3,375         |
| Total Fund Balances                        | 2,735                     | 8,290                  | 11,025        |
| <b>Total Liabilities and Fund Balances</b> | <b>2,735</b>              | <b>8,290</b>           | <b>11,025</b> |

**TOWN OF FRANKFORT**  
**COMBINING STATEMENT OF REVENUES, EXPENDITURES**  
**AND CHANGES IN FUND BALANCES**  
**ALL PERMANENT FUNDS**  
**FOR THE YEAR ENDED DECEMBER 31, 2022**

*Exhibit C-2*

|   | <i>Cemetery<br/>Trust</i> | <i>Worthy<br/>Poor</i> | <i>Total</i>  |
|---|---------------------------|------------------------|---------------|
| Revenues  |                           |                        |               |
| Local Sources                                   |                           |                        | -             |
| Investment Income                               |                           | 14                     | 14            |
| <b>Total Revenues</b>                           | -                         | 14                     | 14            |
| Expenditures                                    |                           |                        |               |
| Service Charges                                 |                           |                        | -             |
| <b>Total Expenditures</b>                       | -                         | -                      | -             |
| Excess of Revenues Over (Under)<br>Expenditures | -                         | 14                     | 14            |
| Fund Balance - January 1                        | 2,735                     | 8,276                  | 11,011        |
| <b>Fund Balance - December 31</b>               | <b>2,735</b>              | <b>8,290</b>           | <b>11,025</b> |

# TOWN WARRANT

State of Maine

TO: Joseph Watson, a resident of Frankfort, Maine

GREETINGS:

In the name of the State of Maine, you are hereby required to notify and warn the voters of the Town of Frankfort, in said County, qualified by law to vote in the Town of Frankfort, to meet at the Frankfort Town Office in said Town of Frankfort, on Thursday the 30<sup>th</sup> day of March 2023, at nine in the forenoon, then and there to act on the following articles to wit:

Article 1: To choose a Moderator to preside at said meeting.

Article 2: To choose, by secret ballot, according to the Revised Statutes, one Selectmen, Overseer of the Poor and Assessor for a three-year term, one Planning Board Member, three year term.

Article 3: To see if the Town will vote to adopt the following proposal to wit: That upon completion of action on Article 2 of this Warrant, the meeting will adjourn to meet at Frankfort Church Vestry, Friday, March 31, 2023 at 7:00 pm in the forenoon, to act upon the remaining articles in this Warrant.

**The polls will open at nine o'clock in the forenoon and will close at eight o'clock in the evening on the 30<sup>th</sup> day of March 2023.**

Article 4: To see if the Town will vote to increase the property tax levy limit, established for Frankfort by state law, in the event that the municipal budget approved at this town meeting will result in a tax commitment that is greater than the property tax limit. **\*\*Must vote by Secret Ballot\*\***

Article 5: To see if the Town will vote to authorize the Municipal Officers to spend an amount not to exceed 3/12 of the budgeted amount in each budget category of the 2023 annual budget during the period from January 1, 2024 to the 2024 Annual Town Meeting, or act thereon.  
***\*Selectmen Recommend Authorization- This article will legalize municipal expenditures made after the fiscal year ends, but before the Annual Town Meeting.***

- Article 6: To see if the Town will vote to authorize the Selectmen to spend money from the Frankfort Volunteer Fire Department Equipment Account, the West Frankfort Fire Department Equipment Account, and the Emergency Management Equipment Account to pay for equipment expenses incurred by the individual departments.
- Article 7: To see if the Town will vote to move the balance of \$1,287.62 from the West Frankfort Fire Department Account to the West Frankfort Fire Department Equipment Account and to carry over the balance of \$14,526.56 in the equipment account.  
***\*Selectmen Recommend: To move the balance of \$1,287.62 from WFFD account and to carry the balance of \$14,526.56 in the WFFD Equipment Account.***
- Article 8: To see if the Town will vote to move the balance of \$1,954.00 from the Frankfort Volunteer Fire Department to the Frankfort Volunteer Fire Department Equipment Account and to carry over the balance of \$5,568.00 in the equipment account.  
***\*Selectmen Recommend: To move the balance of \$1,954.00 from the FVFD account to carry the balance of \$5,568.00 in the FVFD Equipment Account.***
- Article 9: To see if the Town will vote to carry the balance of \$1,176.77 in the Emergency Management Equipment Account.  
***\*Selectmen Recommend: To carry the balance of \$1,176.77 in the Equipment Account.***
- Article 10: To see if the Town will vote to pay the Town Clerk, Tax Collector, Treasurer, and Registrar of Voters of an hourly wage of \$23.25, or act thereon.  
***\*Selectmen Recommend: Pay \$23.25 per hour ( \$48,360.00 yearly plus \$1,640.00 for overtime for elections) unless newly hired, (rate to be determined by the Selectmen)***  
***\*Budget Committee Recommends: \$47,500.00 yearly***
- Article 11: To fix the compensation for the Selectmen, Overseer's of the Poor, and Assessors.  
***\*Selectmen Recommend: \$12,000.00 (\$4,000.00 each)***  
***\*Budget Committee Recommends: Same***
- Article 12: To fix the compensation for election officials for the year.  
***\*Selectmen Recommends: Election Workers: \$13.80 per hour***  
***Ballot Counters: \$50.00 per election***  
***\*Budget Committee Recommends: Same***



- Article 13: To fix the compensation for the Road Commissioner.  
**\*Selectmen Recommends:** *To pay a stipend of \$6,000.00 and mileage at the Federal Rate.*  
**\*Budget Committee Recommends:** *To pay stipend of \$5,500.00.*
- Article 14: To fix the compensation for the Animal Control Officer.  
**\*Selectmen Recommends:** *To pay a stipend of \$75.00 per month, \$13.80 per hour, and mileage at the Federal Rate.*  
**\*Budget Committee Recommends:** *Same*
- Article 15: To fix the compensation for the Planning Board Members and to vote to raise and/or appropriate \$400.00, or act thereon.  
**\*Selectmen Recommends:** *To appropriate \$400.00 from Undesignated Funds.*  
**\*Budget Committee Recommends:** *Same*
- Article 16: To fix the compensation for the Code Enforcement Officer and to vote to raise and/or appropriate \$1,000.00, or act thereon.  
**\*Selectmen Recommends:** *To raise \$1,000.00*  
**\*Budget Committee Recommends:** *Same*
- Article 17: To fix the compensation of the Public Health Officer.  
**\*Selectmen Recommends:** *To pay \$15.00 per case.*  
**\*Budget Committee Recommends:** *Same*
- Article 18: Shall the Town vote to authorize the Selectmen to spend Federal Emergency Management Agency and Maine Emergency Management disaster funds received during the year.
- Article 19: To see if the Town will vote to appoint a Town Forest Committee, or act thereon.
- Article 20: To see if the Town will vote to authorize the Town Forest Committee to conduct Town Forest activities, including a limited cutting operation together with construction of roads if necessary for removal of wood products and future management or development, and other Town Forest business for the year 2023, or act thereon.
- Article 21: To see if the Town will authorize the Selectmen to take money from the Town Forest Reserve Account to pay expenses incurred by the Town Forest Committee, or act thereon.
- Article 22: To see if the Town will vote to carry the balance of \$36,705.00 in the Town Forest Reserve Account, or act thereon.

- Article 23: To see if the Town will vote to appoint a Recreation Committee, or act thereon.
- Article 24: To see if the Town will vote to appoint a Scholarship Committee, or act thereon.
- Article 25: To see if the Town will vote to carry the balance of \$9,079.00 in the Mt. Waldo Granite Account, or act thereon.
- Article 26: To see if the Town will vote to appoint a Budget Advisory Committee, or act thereon.
- Article 27: To see if the Town will vote to appoint a five-member Board of Appeals.
- Article 28: To see if the Town will authorize the Tax Collector to accept prepayment of taxes not yet committed.
- Article 29: To see if the Town will authorize the Selectmen to invest undesignated funds in an interest-bearing account.
- Article 30: To see if the Town will authorize the Selectmen to borrow from various saving accounts, in order to pay necessary bills during periods when taxes are late in coming, or act thereon.
- Article 31: To see if the Town will fix a date when taxes shall be due and payable and see if the Town will charge interest and at what rate on taxes unpaid after that date.  
*\*Selectmen Recommends: Taxes due by October 31, 2023 and interest charged at 8 % starting November 1, 2023.*
- Article 32: To see if the Town will authorize the Selectmen to release and convey in the name of the inhabitants of the Town of Frankfort, to owners at the time of assessment of taxes, the lien for which it has been enforced, or to his or her assigns in the right title and interest acquired by the Town any real estate by virtue of the enforcement of tax lien on payment of taxes, costs, and interest rate.
- Article 33: To see if the Town will vote to list all taxes, paid and unpaid, in the Town Report for the year 2023.
- Article 34: To see if the Town will authorize the Selectmen, on behalf of the Town, to sell and dispose of any real estate acquired by the Town for nonpayment of taxes, or act thereon.

Article 35: To see if the Town will vote to raise and/or appropriate from Undesignated Funds the funds to cover necessary overdrafts in 2022, or act thereon.

Breakdown of Overdrafts

Sand/Salt                                 \$2,753.00  
 Post Office Operations                 \$ 148.47

*\*Selectmen Recommends: Appropriate from Undesignated Funds*  
*\*Budget Committee Recommends: Same*

Article 36: To see what sum of money the Town will vote to raise and/or appropriate for the following charities, or act thereon. Total amount requested \$9,360.00.

| <u>2023 Donation Requests:</u>      | <u>Requested:</u> | <u>Selectmen Recommend:</u> | <u>Budget Comm. RE:</u> |
|-------------------------------------|-------------------|-----------------------------|-------------------------|
| Spectrum Generations                | 330.00            |                             | 165.00                  |
| WCAP Family Transportation Services | 1,561.00          |                             | 780.50                  |
| WCAP Housing Programs               | 1,373.00          |                             | 686.50                  |
| WCAP Home Energy                    | 2,000.00          |                             | 1,000.00                |
| WCAP Head Start & Early Head Start  | 2,842.00          |                             | 1,421.00                |
| WCAP Community Service Programs     | 585.00            |                             | 292.50                  |
| WCAP County Wide Community Projects | 234.00            |                             | 117.00                  |
| New Hope For Women                  | 435.00            |                             | 217.50                  |

Article 37: To see if the Town will vote to raise and/or appropriate \$67,800.00 for Health & Sanitation, or act thereon.

*\*Selectmen Recommends: To raise \$26,729.00 and to appropriate \$41,071.00 from Undesignated Funds.*  
*\*Budget Committee Recommends: Same*

| <u>Department:</u>   | <u>Raise:</u> | <u>Undesignated Funds:</u> | <u>Balance:</u> |
|----------------------|---------------|----------------------------|-----------------|
| Solid Waste Disposal | \$22,229.00   | \$40,771.00                | \$63,000.00     |
| Septage Disposal     | 4,500.00      |                            | 4,500.00        |
| Public Health Nurse  |               | 300.00                     | 300.00          |

Article 38: To see if the Town will vote to raise and/or appropriate \$75,000.00 for salaries, or act thereon.

***\*Selectmen Recommends: To raise \$71,613.00 and to appropriate \$3,387.00 from Undesignated Funds.***

***\*Budget Committee Recommends: To raise and/or appropriate \$72,000.00 for salaries. To raise \$68,613.00 and to appropriate \$3,387.00 from Undesignated Funds. (reducing the town clerk's and road commissioner's salary)***

| <u>Department:</u>                      | <u>Raise:</u> | <u>Undesignated Funds:</u> | <u>Balance:</u> |
|---|---------------|----------------------------|-----------------|
| Selectmen, Over Seer Of Poor, Assessors | \$11,075.00   | 925.00                     | \$12,000.00     |
| Clerk, Tax Collector, Treasurer         | 49,816.00     | 184.00                     | 50,000.00       |
| Road Commissioner                       | 6,000.00      |                            | 6,000.00        |
| Animal Control Officer                  | 3,364.00      | 1,636.00                   | 5,000.00        |
| Election Workers                        | 1,358.00      | 642.00                     | 2,000.00        |

Article 39: To see if the Town will vote to raise and/or appropriate \$10,168.00 for payroll taxes and benefits, or act thereon.

***\*Selectmen Recommends: To raise \$8,060.00 and appropriate \$2,108.00 from Undesignated Funds.***

***\*Budget Committee Recommends: Same***

| <u>Department:</u>       | <u>Balance:</u> |
|--------------------------|-----------------|
| FICA/Medicare            | \$ 5,000.00     |
| Unemployment             | 200.00          |
| Workers' Comp            | 1,800.00        |
| Health Insurance Stipend | 3,168.00        |

Article 40: To see if the Town will vote to raise and/or appropriate \$87,000.00 for Protection, or act thereon.

***\*Selectmen Recommends: To raise \$83,734.00 and to appropriate \$3,266.00 from Undesignated Funds.***

***\*Budget Committee Recommends: Raise and/or appropriate \$76,000.00 for protection. To raise \$72,734.00 and to appropriate \$3,266.00. (Reducing Ambulance to \$15,000.00)***

| <u>Department:</u>                  | <u>Raise:</u> | <u>Undesignated Funds:</u> | <u>Balance:</u> |
|-------------------------------------|---------------|----------------------------|-----------------|
| Frankfort Volunteer Fire Department | \$23,000.00   |                            | \$23,000.00     |
| West Frankfort Fire Department      | 23,000.00     |                            | 23,000.00       |
| Emergency Management                |               | 500.00                     | 500.00          |
| 911 Expenses                        |               | 1,000.00                   | 1,000.00        |
| Street Lighting                     | 2,810.00      | 690.00                     | 3,500.00        |
| Attorney                            | 8,924.00      | 1,076.00                   | 10,000.00       |
| Winterport Ambulance                | 26,000.00     |                            | 26,000.00       |

Article 41: To see if the Town will vote to raise and/or appropriate \$54,500.00 for Town Office and Post Office Operations/Maintenance, or act thereon.  
*\*Selectmen Recommends: To raise \$42,374.00, appropriate \$4,126.00 from Undesignated Funds, and to appropriate \$8,000.00 from Post Office Revenue.*  
*\*Budget Committee Recommends: Same*

| <u>Department:</u>           | <u>Raise:</u> | <u>P/O Revenue:</u> | <u>Undesign. Funds:</u> | <u>Encum. Funds:</u> | <u>Balance:</u> |
|------------------------------|---------------|---------------------|-------------------------|----------------------|-----------------|
| Town/Post Office Maintenance |               | 2,500.00            | 1,500.00                |                      | 4,000.00        |
| Post Office Operations       |               | 5,500.00            |                         |                      | 5,500.00        |
| Town Office Operations       | 42,374.00     |                     | 2,626.00                |                      | 45,000.00       |

Article 42: To see if the Town will vote to raise and/or appropriate \$10,000.00 for the following departments, or act thereon.  
*\*Selectmen Recommend: To raise \$3,157.00, to appropriate \$4,343.00 from Undesignated Funds, and to appropriate \$2,500.00 from Mt. Waldo Granite.*  
*\*Budget Committee Recommend: Same*


| <u>Department:</u>   | <u>Raise:</u> | <u>Mt. Waldo:</u> | <u>Undesign. Funds:</u> | <u>Encum. Funds:</u> | <u>Balance:</u> |
|----------------------|---------------|-------------------|-------------------------|----------------------|-----------------|
| Parks & Recreation   |               | \$2,500.00        | 2,500.00                |                      | \$5,000.00      |
| Cemeteries           | \$1,157.00    |                   | 343.00                  |                      | 1,500.00        |
| General Assistance   |               |                   | 1,500.00                |                      | 1,500.00        |
| Waldo Pierce Library | 2,000.00      |                   |                         |                      | 2,000.00        |


Article 43: To see if the Town will vote to raise and/or appropriate \$239,785.00 for contract snow plowing and for sand/salt, or act thereon. \*\*2023-2024 snow plowing contract: \$194,785.00 Salt/Sand: \$45,000.00  
*\*Selectmen Recommends: To appropriate \$220,000.00 from excise tax and to raise \$19,785.00*  
*\*Budget Committee Recommends: Same*

Article 44: To see if the Town will vote to raise and/or appropriate \$100,000.00 for Highway Department, or act thereon.  
*\*Selectmen Recommends: To raise \$30,780.00 and to appropriate \$40,000.00 from Undesignated funds, and to appropriate \$29,220.00 from DOT Funds.*  
*\*Budget Committee Recommends: Same*


- Article 45: To see if the Town will vote to raise and/or appropriate \$20,598.35 for Treat Point Road payment and interest, or act thereon.  
*\*Selectmen Recommends: To raise \$20,598.35.*  
*\*Budget Committee Recommends: Same*
- Article 46: To see if the Town will vote to raise and/or appropriate \$123,028.11 for Road Bond payment and interest, or act thereon.  
*\*Selectmen Recommends: To raise \$123,028.11.*  
*\*Budget Committee Recommends: Same*
- Article 47: To see if the Town will vote to raise and/or appropriate \$24,122.00 for Hot Topping.  
*\*Selectmen Recommends: To appropriate \$24,122.00 from Undesignated Funds.*
- Article 48: To see if the Town will vote to raise and/or appropriate \$500.00 for the Swan Lake Association, or act thereon.  
*\*Selectmen Recommends: To raise the \$500.00*  
*Budget Committee Recommends: Same*
- Article 49: To see if the Town will vote to raise and/or appropriate \$2,000.00 for the Frankfort Dam.  
*\*Selectmen Recommend: To raise \$215.00 and to appropriate \$1,785.00 from Undesignated Funds.*  
*\*Budget Committee Recommends: Same*
- Article 50: To see if the Town will vote to set up a reserve account for the Frankfort Recreation Committee for a basketball court at the Frankfort Ball Field with the proceeds from fundraisers and move the amount of \$669.00, 2022 Fundraiser, from Undesignated Funds.

Given under our hands this 6<sup>th</sup> day of March, 2023.

  
 \_\_\_\_\_  
 Vaughan Littlefield

  
 \_\_\_\_\_  
 Evelyn Adams

  
 \_\_\_\_\_  
 Samantha McKay

Attest to a True Copy:   
 \_\_\_\_\_  
 Heather McLaughlin, Town Clerk